

NEW TEMPLE BUILDING FOR ST. NICHOLAS ORTHODOX CHURCH

9100 Youree Dr, Shreveport, LA 71115

Project Status



RENDERING FOR ILLUSTRATIVE PURPOSES ONLY.

Date:
10/31/2025
Project Number:
2505

SOMDAL ASSOCIATES
ARCHITECTURE + INTERIOR DESIGN

| INDEX OF DRAWINGS | | | | |
|-------------------|---------------------------------|-----------|------------------|-----------------------|
| Sheet Number | Sheet Name | Drawn By | Current Revision | Current Revision Date |
| General | | | | |
| CS | Cover | LL | | |
| G1.1 | PROJECT INFO | EBW | | |
| General | | | | |
| LS1.1 | LIFE SAFETY PLAN | EBW | | |
| Architectural | | | | |
| AS 1.1 | ARCHITECTURAL SITE PLAN | LCM | | |
| AS 2.1 | ARCHITECTURAL SITE DETAILS | LCM | | |
| Architectural | | | | |
| A12.4 | DOOR AND WINDOW DETAILS | LCM / EBW | | |
| A12.5 | PARTITION TYPES | LCM/EBW | | |
| Architectural | | | | |
| A1.1 | DIMENSION PLAN - 1ST FLOOR | LCM | | |
| A2.1 | ARCHITECTURAL PLAN - 1ST FLOOR | LCM | | |
| A2.2 | ARCHITECTURAL PLAN - 2ND FLOOR | LCM / EBW | | |
| A2.3 | ARCHITECTURAL PLAN - UPPER DOME | LCM | | |
| A3.1 | REFLECTED CEILING PLAN | EBW | | |
| A4.1 | ROOF PLAN | LCM | | |
| A5.1 | ENLARGED PLANS | EBW | | |
| A6.1 | EXTERIOR ELEVATIONS | LCM | | |
| A6.2 | EXTERIOR ELEVATIONS | LCM | | |
| A7.1 | BUILDING SECTIONS | LCM | | |
| A7.2 | BUILDING SECTIONS | LCM | | |
| A8.1 | WALL SECTIONS | LCM | | |
| A8.2 | WALL SECTIONS | LCM | | |
| A8.3 | WALL SECTIONS | LCM | | |
| A8.4 | WALL SECTIONS | LCM | | |
| A8.5 | WALL SECTIONS | LCM | | |
| A8.6 | WALL SECTIONS | LCM | | |
| A9.1 | ENLARGED DETAILS | LCM / EBW | | |
| A10.1 | INTERIOR ELEVATIONS | EBW | | |
| A10.2 | INTERIOR ELEVATIONS Copy 1 | EBW | | |
| A11.1 | MILLWORK DETAILS | EBW | | |
| A12.1 | DOOR SCHEDULE | EBW | | |
| A12.2 | WINDOW SCHEDULE | EBW | | |
| A12.3 | DOOR AND WINDOW DETAILS | LCM / EBW | | |
| ID1.1 | INTERIOR FINISH PLAN | EBW | | |

| | | | |
|---|--|---|--|
| SOMDAL Associates L.L.C. ARCHITECTS & INTERIOR DESIGN 5925 Line Ave, Suite 3 Shreveport, LA 71106 www.SOMDAL.com Ph: 318-425-7721 | CIVIL ENGINEER COMPANY NAME ADDRESS CITY, LA XXXX Ph. 000-000-0000 | STRUCTURAL ENGINEER COMPANY NAME ADDRESS CITY, LA XXXX Ph. 000-000-0000 | MEP ENGINEER COMPANY NAME ADDRESS CITY, LA XXXX Ph. 000-000-0000 |
|---|--|---|--|

[illegible]

1 THE STRUCTURAL, MECHANICAL AND ELECTRICAL DRAWINGS ARE SUPPLEMENTARY TO THE ARCHITECTURAL DRAWINGS. IT SHALL BE THE RESPONSIBILITY OF THE CONTRACTOR TO CHECK WITH THE ARCHITECTURAL DRAWINGS BEFORE THE INSTALLATION OF STRUCTURAL, MECHANICAL AND ELECTRICAL WORK. SHOULD THERE BE A DISCREPANCY BETWEEN THE ARCHITECTURAL DRAWINGS AND THE CONSULTING ENGINEER'S DRAWINGS, THE CONTRACTOR SHALL FIRST CONTACT THE ARCHITECT FOR CLARIFICATION PRIOR TO INSTALLATION OF SAID WORK. ANY WORK INSTALLED IN CONFLICT WITH THE ARCHITECTURAL DRAWINGS SHALL BE CORRECTED BY THE CONTRACTOR AT HIS EXPENSE AND AT NO ADDITIONAL EXPENSE TO THE OWNER OR ARCHITECT.

2 CONTRACTOR SHALL VERIFY ALL CONDITIONS AND DIMENSIONS AT JOB SITE PRIOR TO BIDDING AND START OF CONSTRUCTION. IF DISCREPANCIES ARE FOUND, THE ARCHITECT SHALL BE NOTED FOR CLARIFICATION BEFORE COMMENCING WORK.

3 ALL SYMBOLS AND ABBREVIATIONS USED ON THE DRAWINGS ARE CONSIDERED TO BE CONSTRUCTION STANDARDS. IF THE CONTRACTOR HAS QUESTIONS REGARDING SAME, OR THEIR EXACT MEANING, THE ARCHITECT SHALL BE NOTIFIED FOR CLARIFICATION.

4 ALL WORK SHALL CONFORM TO THE REQUIREMENTS OF THE MOST CURRENT EDITION OF THE INTERNATIONAL BUILDING CODE, THE MOST CURRENT ADOPTED VERSION NFPA 101 LIFE SAFETY CODE, AND ALL OTHER GOVERNING GOVERNING AUTHORITIES HAVING JURISDICTION.

5 CONTRACTOR SHALL SUBMIT SHOP DRAWINGS AND CALCULATIONS FOR WINDOW WALLS AND ENTRANCES, SHOWING DETAILED ATTACHMENT AND IMPOSED LOADS TO STRUCTURAL MEMBERS.

6 ALL DIMENSIONS ARE TO FACE OF CONCRETE, COLUMN GRID LINES, FACE OF CONCRETE BLOCK WALLS AND FACE OF STUDS UNLESS OTHERWISE NOTED.

7 OFFSET STUDS WHERE REQUIRED SO THAT FINISH WALL SURFACE WILL BE FLUSH.

8 FINISH FLOOR ELEVATIONS ARE TO TOP OF CONCRETE, UNLESS OTHERWISE NOTED.

9 CEILING HEIGHT DIMENSIONS ARE TO FINISHED SURFACES.

10 GYPSUM BOARDS SHALL EXTEND 6" ABOVE CEILING AT ALL COLUMN CORES AND WALLS, UNLESS NOTED.

11 INSTALL METAL CORNER BEADS AT ALL EXPOSED WALLBOARD EDGE. INSTALL CASING BEADS WHEREVER WALLBOARD, PLASTER, ETC. ABUTS ANOTHER SIMILAR. FINISH MATERIAL AND FINISHING SHALL BE AS REQUIRED.

12 EXTEND PERIMETER WALLS OF CORE TO STRUCTURE ABOVE AND INDICULATE.

13 MINIMUM HEADROOM CLEARANCE AT STAIRS SHALL BE 7'-0" VERTICALLY FROM THE PLANE TANGENT TO THE TREAD NOSING. (FUTURE)

14 PLENUM SPACES SHALL BE AIRTIGHT AND SEALED.

15 CONTRACTOR SHALL VERIFY SIZE AND LOCATIONS OF ALL MECHANICAL EQUIPMENT PADS AND BASES AS WELL AS POWER AND WATER OR GAS INSTALLATION LOCATIONS. CONTRACTOR SHALL NOTIFY MANUFACTURERS BEFORE PROCEEDING WITH THE WORK. CHANGES TO ACCOMMODATE FIELD CONDITIONS OR SUBSTITUTIONS SHALL BE MADE WITHOUT ADDITIONAL CHARGE TO OWNER.

16 DUCTS PENETRATING STUD WALLS OR SHAFT WALLS BE PROVIDED WITH NECESSARY FRAMES, BRACING AND SEALANT AROUND THE OPENING.

17 CONTRACTOR SHALL PROVIDE AND INSTALL ALL STIFFENERS, BRACING, BACK-UP PLATES AND SUPPORTING BRACKETS REQUIRED FOR THE INSTALLATION OF ALL WALL MOUNTED OR SUSPENDED MECHANICAL, ELECTRICAL OR MISCELLANEOUS EQUIPMENT.

18 CONTACT BETWEEN DISSIMILAR METAL SHALL BE PROTECTED. SEE SPECIFICATIONS.

19 PROVIDE PORTABLE FIRE EXTINGUISHER WITH A RATING OF NOT LESS THAN 2-A WITHIN SEVENTY FIVE FOOT (75') TRAVEL DISTANCE TO ALL PORTIONS OF THE BUILDING ON EACH FLOOR, OR AS REQUIRED BY THE FIRE DEPARTMENT FIELD INSPECTOR. FIRE EXTINGUISHER RATING TO BE NOT LESS THAN 2-A-B-C. MECHANICAL AND ELECTRICAL ROOMS.

20 EMERGENCY LIGHTING SHALL BE PROVIDED GIVING A VALUE OF ONE FOOT CANDLE MINIMUM AT FLOOR LEVEL IN ALL EXIT CORRIDORS AND STAIR STAIRS.

21 FIRE DAMPERS OR DOORS SHALL BE PROVIDED WHERE AIR DUCTS PENETRATE FIRE RATED WALL OR CEILINGS

22 ALL WOOD TRIMS, SPACER, FILLER ETC., THROUGHOUT JOB SHALL BE FIRE TREATED.

23 ALL SYSTEM SHALL BEAR U.L. LISTING AS A CLASS "A" SYSTEM. ALL MANUFACTURED MATERIALS USED SHALL BEAR THE APPROPRIATE U.L. LABEL.

24 INTERIOR WALL AND CEILING FINISHES FOR EXIT CORRIDORS SHALL NOT EXCEED AN END POINT FLAME SPREAD RATING OF 75, STAIRWELL 25. ALL EXIT LIGHTING AND SIGNS TO HAVE 6 INCH HIGH LETTERS IN ACCORDANCE WITH LOCAL CODES. PROVIDE LOW LEVEL EXIT SIGNS PER CODE REQUIREMENTS.

25 ALL ROOMS SHALL BE EQUIPPED WITH A MECHANICAL SYSTEM OF VENTILATION PROVIDING A MINIMUM OF FOUR AIR CHANGES PER HOUR AS PER CODE. REFER TO MECHANICAL DRAWINGS AND SPECIFICATIONS.

26 ALL LEGAL EXIST DOORS SHALL BE OPENABLE FROM THE INSIDE WITHOUT THE USE OF A KEY OR ANY SPECIAL KNOWLEDGE OR EFFORT AND SHALL SWING IN THE DIRECTION OF EGRESS. SPECIAL LOCKING DEVICES SHALL BE OF AN APPROVED TYPE.

27 ALL EXTERIOR DOORS AND WINDOW DOORS SHALL HAVE GASKET AT HEAD AND JAMB.

28 CONTRACTOR SHALL VERIFY ALL CONCRETE AND MASONRY OPENINGS IN THE FIELD PRIOR TO THE FABRICATION OF DOORS AND FRAMES.

29 AIR LEAKAGE AT EXTERIOR DOORS SHALL BE LIMITED BY THE FOLLOWING:

30 A. ALL DOORS SHALL BE PROVIDED WITH A SEAL OR ASTRAGAL

31 B. DOORS MOUNTED ON EITHER THE INSIDE OR OUTSIDE OF AN EXTERIOR WALL SHALL HAVE A MINIMUM OF ONE (1) INCH LAP AT EACH JAMB.

32 C. DOORS REQUIRING VERTICAL TRACK OR GUIDES SHALL USE A CONTINUOUS MOUNTING ANGLE, SEALED IN ACCORDANCE WITH "G" LISTED HERE.

33 D. DOORS MOUNTED BETWEEN THE JAMBS SHALL HAVE A CONTINUOUS SEAL OR RAFFLE AT EACH JAMB.

34 E. MEETING RAILS OR SECTIONS DOORS AND MEETING STILES OR RAILS OF BIPARTING DOORS SHALL BE PROVIDED WITH A SEAL, ASTRAGAL OR RAFFLE.

35 F. SWINGING AND REVOLVING DOORS SHALL BE WEATHER-STRIPPED AT THE HEAD, SILL AND JAMB.

36 G. OPEN EXTERIOR JOINTS AROUND WINDOW AND DOOR FRAMES, BETWEEN WALL AND FOUNDATIONS, BETWEEN WALL AND OTHER OPENINGS BETWEEN WALL PANELS, AT PENETRATIONS OF UTILITY SERVICES THROUGH WALLS, FLOORS AND ROOFS AND ALL OTHER OPENINGS TO THE EXTERIOR OR ENVELOPE SHALL BE SEALED WITH GULK, OR SEALANT OR WEATHER STRIPPING TO PREVENT AIR LEAKAGE. LIMIT AIR LEAKAGE ALL DOOR SIZES SHOWN ON DOOR SCHEDULE ARE ALLOWING SIZES. ALLOWANCE FOR THRESHOLDS SHALL BE TAKEN OFF DOOR. ALL DOORS AND FRAMES SHALL BE REINFORCED WHERE REQUIRED FOR CLOSERS, STOPS AND HARDWARE.

| | | |
|--|---|---|
| USE: | BUSINESS - OFFICE | |
| OCCUPANCY CLASSIFICATION: | BUSINESS OCCUPANCY - GROUP B | |
| TYPE OF CONSTRUCTION TABLE 503 | TYPE II-B (IBC) | ALLOWABLE HEIGHT: 3 STORIES ALLOWABLE AREA: 23,000 |
| PROJECT SQUARE FOOTAGE | | |
| FIRST FLOOR - RENOVATION | 0 S.F. | |
| FIRST FLOOR - NEW CONSTRUCTION | 0 S.F. HEATED, 0 S.F. UNDER ROOF | |
| AUTOMATIC SPRINKLER SYSTEM: | | NOT SPRINKLED |
| ALLOWABLE AREA IBC 506.2: | TYPE II B BUISINESS, NOT SPRINKLED: 23,000 SQ.FT. ALLOWABLE | |
| BUILDING ELEMENTS - FIRE RESISTANT REQUIREMENTS | RATING | ASSEMBLY |
| FIRE WALLS | 2 HR | N/A |
| STRUCTURAL FRAME BEARING WALLS | 0 HR | |
| EXTERIOR | 0 HR | N/A |
| INTERIOR | 0 HR | N/A |
| NON-BEARING WALLS EXTERIOR | 1 HR <30' | |
| INTERIOR | AS NOTED ON PLAN | |
| FLOOR CONSTRUCTION | 0 HR | N/A |
| ROOF CONSTRUCTION | 0 HR | N/A |

| GOVERNING STATE AND LOCAL REGULATIONS | |
|---|--|
| LOUISIANA STATE UNIFORM CONSTRUCTION CODE (LSUCC) : | |
| 2021 | INTERNATIONAL BUILDING CODE (IBC) (NOT INCLUDING CHAPTERS 1, 11, 27 AND 29) |
| 2021 | INTERNATIONAL MECHANICAL CODE (IMC) |
| 2015 | NFPA 1, 2015 EDITION (LOCAL FIRE CODE) |
| 2021 | INTERNATIONAL PLUMBING AND MECHANICAL CODE (IPMC) |
| 2020 | NATIONAL ELECTRICAL CODE (NEC) |
| 2021 | INTERNATIONAL FUEL GAS CODE (IFGC) |
| 2015 | NFPA 101: LIFE SAFETY CODE |
| 2010 | ADA STANDARDS FOR ACCESSIBLE DESIGN |
| 2015 | GUIDELINES FOR ACCESSIBLE DESIGN OF HEALTHCARE FACILITIES- THE FACILITY GUIDELINES INSTITUTE (FGI) |
| 2021 | INTERNATIONAL EXISTING BUILDING CODE (IEBC) |
| 2021 | INTERNATIONAL ENERGY CONSERVATION CODE |

| BUILDING ELEMENT | TYPE I | | TYPE II | | TYPE III | | TYPE IV | TYPE V | |
|---|---------------------|---------------------|------------------|----------------|------------------|--------|----------------------|------------------|--------|
| | A | B | A ^d | B | A ^d | B | HT | A ^d | B |
| PRIMARY STRUCTURAL FRAME | 3 ^a | 2 ^a | 1 | 0 | 1 | 0 | HT | 1 | 0 |
| BEARING WALLS EXTERIOR ^g INTERIOR | 3 3 ^a | 2 2 ^a | 1 1 | 0 0 | 2 1 | 2 0 | 2 1/HT | 1 1 | 0 0 |
| NONBEARING WALLS AND PARTITIONS EXTERIOR | SEE TABLE 602 | | | | | | | | |
| NONBEARING WALLS AND PARTITIONS INTERIOR | 0 | 0 | 0 | 0 | 0 | 0 | SEE SECT. 602.4.6 | 0 | 0 |
| FLOOR CONSTRUCTION INCL. SUPPORTING BEAMS AND JOISTS | 2 | 2 | 1 | 0 | 1 | 0 | HT | 1 | 0 |
| ROOF CONSTRUCTION INCL. SUPPORTING BEAMS AND JOISTS | 1 1/2 ^b | 1 ^{b,c} | 1 ^{b,c} | 0 ^c | 1 ^{b,c} | 0 | HT | 1 ^{b,c} | 0 |

- a. ROOF SUPPORTS: FIRE-RESISTANCE RATINGS OF PRIMARY STRUCTURAL FRAME AND BEARING WALLS ARE PERMITTED TO BE REDUCED BY 1 HOUR WHERE SUPPORTING A ROOF ONLY.
- b. EXCEPT IN GROUP F-1, H, M, AND S-1 OCCUPANCIES, FIRE PROTECTION OF STRUCTURAL MEMBERS SHALL NOT BE REQUIRED, INCLUDING PROTECTION OF EXTERIOR WALLS, WHERE EVERY PART OF THE ROOF CONSTRUCTION IS 20 FEET OR MORE ABOVE ANY FLOOR IMMEDIATELY BELOW. FIRE RETARDANT-TREATED WOOD MEMBERS SHALL BE ALLOWED TO BE USED FOR SUCH UNPROTECTED MEMBERS IN ALL OCCUPANCIES, HEAVY TIMBER SHALL BE ALLOWED WHERE A 1 HOUR OR LESS FIRE RESISTANCE RATING IS REQUIRED.
- c. AN APPROVED AUTOMATIC SPRINKLER SYSTEM IN ACCORDANCE WITH SECTION 903.3.1.1 SHALL BE ALLOWED TO BE SUBSTITUTED FOR 1 HOUR FIRE RESISTANCE RATING BASED ON THE SEPARATION DISTANCE OF THE CODE OR USED FOR AN ALLOWABLE AREA INCREASE IN ACCORDANCE WITH SECTION 506.3 OR AN ALLOWABLE HEIGHT INCREASE IN ACCORDANCE WITH SECTION 504.2. THE 1 HOUR SUBSTITUTION FOR THE FIRE RESISTANCE OF EXTERIOR WALLS SHALL NOT BE PERMITTED.
- d. NOT LESS THAN THE FIRE-RESISTANCE RATING REQUIRED BY OTHER SECTIONS OF THIS CODE.
- e. NOT LESS THAN THE FIRE-RESISTANCE RATING BASED ON FIRE SEPARATION DISTANCE (SEE TABLE 602).
- f. NOT LESS THAN THE FIRE-RESISTANCE RATING AS REFERENCED IN SECTION 704.10.

| FIRE SEPARATION DISTANCE = X (feet) | TYPE OF CONSTRUCTION | OCCUPANCY GROUP H ^a | OCCUPANCY GROUP F-1, M, S-1 ^f | OCCUPANCY GROUP A, B, E, F-2, I, R, S-2, U ^g |
|-------------------------------------|---------------------------------------|--------------------------------|--|---|
| < 5 ^b | ALL | 3 | 2 | 1 |
| 5 ≥ X < 10 | IA OTHERS | 3 2 | 2 1 | 1 1 |
| 10 ≥ X < 30 | IA, IB, IVA, IVB IIB, VB OTHERS | 2 1 1 | 1 0 1 | 1 ^c 0 1 ^c |
| X ≥ 30 | ALL | 0 | 0 | 0 |

- a. LOAD-BEARING EXTERIOR WALLS SHALL ALSO COMPLY WITH THE FIRE-RESISTANCE RATING REQUIREMENTS OF TABLE 601. SEE SECTION 706.1.1.1 FOR PARTY WALLS.
- b. OPEN PAINTING GASKETS COMPLYING WITH SECTION 406 SHALL NOT BE REQUIRED TO HAVE A FIRE-RESISTANCE RATING.
- c. THE FIRE-RESISTANCE RATING FOR AN EXTERIOR WALL IS DETERMINED BASED UPON THE FIRE SEPARATION DISTANCE OF THE EXTERIOR WALL AND THE STORY IN WHICH THE WALL IS LOCATED. SEE SECTION 412.3.1.
- e. FOR SPECIAL REQUIREMENTS FOR GROUP U OCCUPANCIES, SEE SECTION 415.6.
- f. FOR SPECIAL REQUIREMENTS FOR GROUP S AIRCRAFT HANGARS, SEE SECTION 412.3.1.
- g. WHERE TABLE 705.8 PERMITS NONBEARING EXTERIOR WALLS WITH UNLIMITED AREA OF UNPROTECTED OPENINGS, THE REQUIRED FIRE-RESISTANCE RATING FOR THE EXTERIOR WALLS IS 0 HOURS.
- h. FOR A BUILDING CONTAINING ONLY A GROUP U OCCUPANCY PRIVATE GARAGE OR CARPORT, THE EXTERIOR WALL SHALL NOT BE REQUIRED TO HAVE A FIRE-RESISTANCE RATING WHEN THE FIRE SEPARATION DISTANCE IS 5 FEET (1523 MM) OR GREATER.
- i. FOR A GROUP R-3 BUILDING, GROUP V-B OR GROUP V-C, THE EXTERIOR WALL SHALL NOT BE REQUIRED TO HAVE A FIRE-RESISTANCE RATING WHERE THE FIRE SEPARATION DISTANCE IS 5 FEET (1523 MM) OR GREATER.



This drawing and design is the property of Somdal Associates, L.L.C. They are submitted on the condition that they are not to be used, reproduced, or copied, in whole or part, or used for furnishing information to others, without prior written consent of Somdal Associates, L.L.C. All common law rights of copyright & otherwise are hereby specifically reserved.

NOT FOR CONSTRUCTION

NEW TEMPLE BUILDING FOR
ST. NICHOLAS ORTHODOX CHURCH
9100 Youree Dr, Shreveport, LA 71115

| | |
|------------------|---------|
| Date: 10/31/2025 | |
| REVISION | DATE |
| | |
| | |
| | |
| Drawn by: | EBW |
| Checked by: | Checker |
| Project #: | 2505 |
| Sheet: | |

G1.1

PROJECT INFO

A

B

C

D

Autodesk Docs://2505 St. Nicholas Orthodox Church/2505 St. Nicholas_R24.rvt

12/4/2025 11:43:49 AM

0

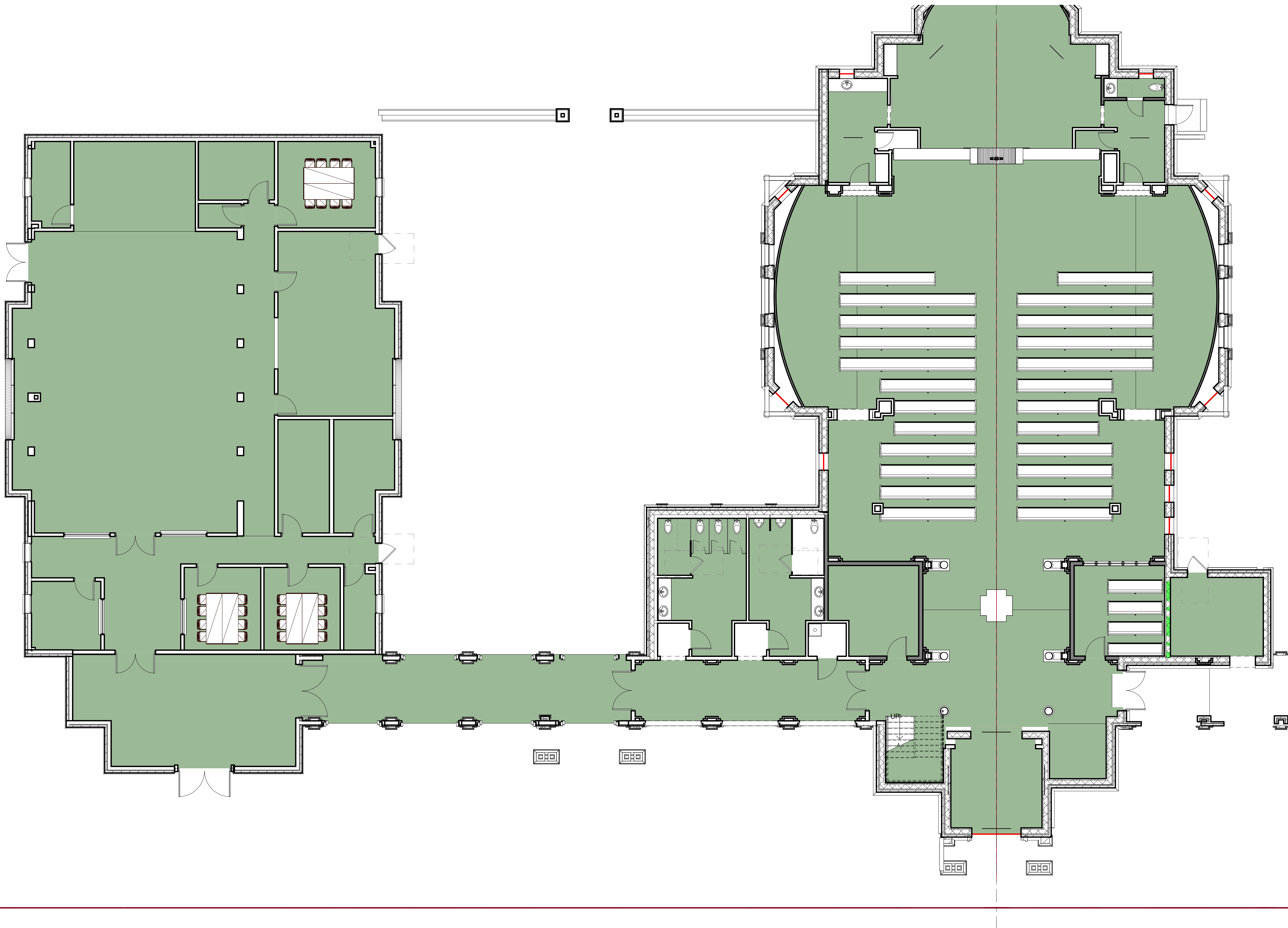
1

2

3

4

5



LIFE SAFETY PLAN NOTES:

- A. ALL REQUIRED EXITS SHALL REMAIN OPEN DURING THE DURATION OF THE PROJECT AND TO BE KEPT CLEAR OF EQUIPMENT, MATERIALS, DEBRIS ETC.
- B. ALL REQUIRED EXIT EGRESS WIDTHS SHALL NOT BE DECREASED DURING THE DURATION OF THE PROJECT AND TO BE KEPT CLEAR OF EQUIPMENT, MATERIALS, DEBRIS ETC.
- C. REQUIRED TRAVEL DISTANCE BETWEEN FIRE EXTINGUISHERS SHALL BE MAINTAINED AT ALL TIMES. THE CONTRACTOR SHALL PROVIDE TEMPORARY FIRE EXTINGUISHER WHICH ARE PROPERLY MARKED WHEN TRAVEL DISTANCE IS INTERRUPTED BY THE CONSTRUCTION PROCESS.
- D. THE CONTRACTOR SHALL BE RESPONSIBLE FOR MAINTAINING ANY EXISTING FIRE PROTECTION OR ALARM SYSTEM. THE CONTRACTOR SHALL NOTIFY THE OWNER AND LOCAL FIRE OFFICIAL IN WRITING IF ANY PART OF THE FIRE PROTECTION OR FIRE ALARM SYSTEM IS TO BE INTERRUPTED. THE CONTRACTOR SHALL BE RESPONSIBLE FOR PROPERLY MARKING ANY AND ALL TEMPORARY EXITS.
- F. THE CONTRACTOR SHALL BE RESPONSIBLE FOR MAINTAINING THE EMERGENCY EXITS SIGNAGE AND LIGHTING SYSTEM INCLUDING BUT NOT LIMITED TO TEMPORARY SIGNAGE AND LIGHTING AS REQUIRED BY CODE OR LOCAL BUILDING AND FIRE OFFICIALS.
- G. THE CONTRACTOR SHALL BE RESPONSIBLE FOR THE RESTORATION OF ANY RATED ASSEMBLY DISTURBED BY THE CONSTRUCTION PROCESS, TO ITS ORIGINAL INTEGRITY.

LIFE SAFETY PLAN SYMBOLS:

- NOTE: SEE ELECTRICAL DRAWINGS FOR LOCATIONS OF FIRE ALARMS, FIRE ALARM PULL STATIONS, SMOKE DETECTORS, STROBES, AND EMERGENCY LIGHTING.
- EGRESS DIRECTION OF EXIT UNITS (INCHES)
- EXIT SIGN/ EGRESS DIRECTION
- EXIT INCHES PROVIDED
- EXIT INCHES REQUIRED
- FIRE EXTINGUISHER/FIRE EXTINGUISHER CABINET
- FIRE ALARM PULL STATION
- FIRE ALARM AUDIO/VISUAL SIGNAL DEVICE
- FIRE ALARM AUDIO SIGNAL DEVICE
- FIRE ALARM VISUAL SIGNAL DEVICE
- TRAVEL DISTANCE INDICATION LINE

WALL RATINGS LEGEND:

- NOTES:
- A. RATED WALL DESIGNATIONS ARE DRAWN THROUGH OPENINGS TO INDICATE THAT THE WALL CONSTRUCTION ABOVE THE OPENING HAS THE SAME RATING AS THE CONSTRUCTION ON EITHER SIDE OF OPENING.
- B. THE CONTRACTOR MUST SUBMIT DOCUMENTATION WHEN RATED WALL ASSEMBLY HAS BEEN TESTED AND APPROVED BY AGENCY OTHER THAN U.L.
- NON RATED SMOKE PARTITION - UL
- DOOR AND FRAME
- DAMPERS
- PENETRATIONS/PERIMETER
- NOT RATED
- NOT REQUIRED
- SEALED
- ONE HOUR FIRE BARRIER - UL
- DOOR AND FRAME
- DAMPERS
- PENETRATIONS/PERIMETER
- 45 MIN. RATING
- FIRE - SEE MECH. CODE
- FIRE CAULKED
- EXTEND ENTIRE WALL CONSTRUCTION TO DECK ABOVE.
- TWO HOUR FIRE BARRIER - UL
- DOOR AND FRAME
- DAMPERS
- PENETRATIONS/PERIMETER
- 90 MIN. RATING
- FIRE - SEE MECH. CODE
- FIRE CAULKED
- EXTEND ENTIRE WALL CONSTRUCTION TO DECK ABOVE.
- FIRE/SMOKE BARRIER
- DOOR AND FRAME
- DAMPERS
- CODE
- PENETRATIONS/PERIMETER
- 20 MIN. RATING
- SMOKE - SEE MECH. CODE
- FIRE CAULKED
- EXTEND ENTIRE WALL CONSTRUCTION TO DECK ABOVE (ONE HOUR WALL CONSTRUCTION)
- ONE HOUR FIRE/SMOKE BARRIER
- DOOR AND FRAME
- DAMPERS
- PENETRATIONS/PERIMETER
- 45 MIN. RATING
- FIRE AND SMOKE - SEE MECH. CODE
- FIRE CAULKED
- EXTEND ENTIRE WALL CONSTRUCTION TO DECK ABOVE.
- TWO HOUR FIRE/SMOKE BARRIER
- DOOR AND FRAME
- DAMPERS
- PENETRATIONS/PERIMETER
- 90 MIN. RATING
- FIRE AND SMOKE - SEE MECH. CODE
- FIRE CAULKED
- EXTEND ENTIRE WALL CONSTRUCTION TO DECK ABOVE.

SOMDAL ASSOCIATES
ARCHITECTURE + INTERIOR DESIGN
333 TEXAS STREET, SUITE 1900 SHREVEPORT, LA 71101

This drawing and design is the property of Somdal Associates, L.L.C. They are submitted on the condition that they are not to be used, reproduced, or copied, in whole or part, or used for furnishing information to others, without prior written consent of Somdal Associates, L.L.C. All common law rights of copyright & otherwise are hereby specifically reserved.

NOT FOR CONSTRUCTION

NEW TEMPLE BUILDING FOR
ST. NICHOLAS ORTHODOX CHURCH
9100 Youree Dr, Shreveport, LA 71115

Date: 10/31/2025
REVISION DATE

Drawn by: EBW
Checked by: Checker
Project #: 2505
Sheet:

LS1.1

LIFE SAFETY PLAN

1

LIFE SAFETY PLAN

SCALE: 1/8" = 1'-0"

0

1

2

3

4

5

Autodesk Docs://2505 St. Nicholas Orthodox Church/2505 St.Nicholas_R24.rvt

12/4/2025 11:43:52 AM



SOMDAL ASSOCIATES
ARCHITECTURE + INTERIOR DESIGN
335 TEXAS STREET, SUITE 1900 SHREVEPORT, LA 71101

This drawing and design is the property of Somdal Associates, L.L.C. They are submitted on the condition that they are not to be used, reproduced, or copied, in whole or part, or used for furnishing information to others, without prior written consent of Somdal Associates, L.L.C. All common law rights of copyright & otherwise are hereby specifically reserved.

NOT FOR CONSTRUCTION

NEW TEMPLE BUILDING FOR
ST. NICHOLAS ORTHODOX CHURCH
9100 Youree Dr, Shreveport, LA 71115

Date: 10/31/2025
REVISION DATE

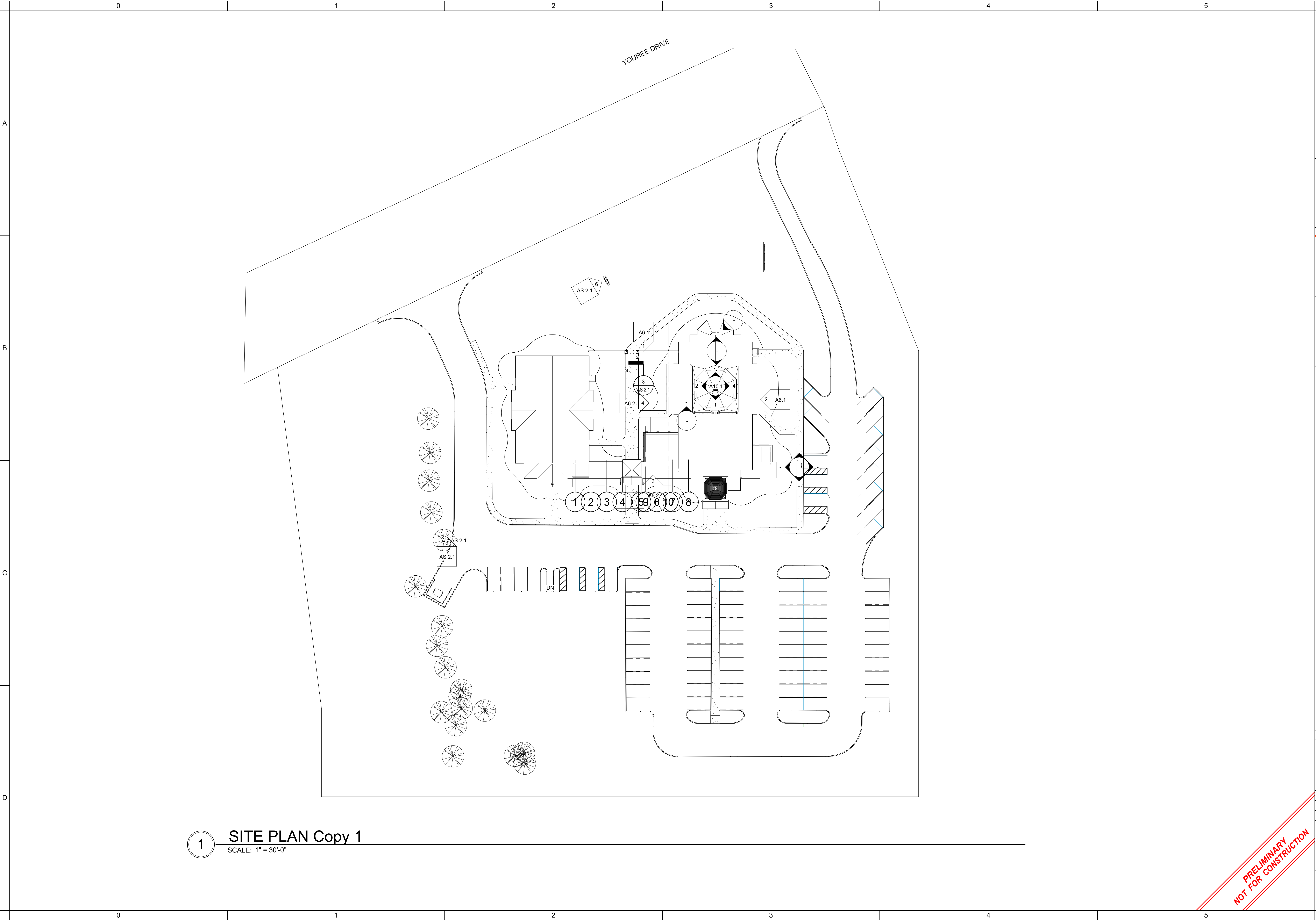
Drawn by: LCM
Checked by: Checker
Project #: 2505
Sheet:

AS 1.1

ARCHITECTURAL
SITE PLAN

**PRELIMINARY
NOT FOR CONSTRUCTION**

Autodesk Docs://2505 St. Nicholas Orthodox Church/2505 St.Nicholas_R24.rvt
12/5/2025 11:45:30 AM



1 SITE PLAN Copy 1
SCALE: 1" = 30'-0"

SOMDAL ASSOCIATES
ARCHITECTURE + INTERIOR DESIGN
333 TEXAS STREET, SUITE 1900 SHREVEPORT, LA 71101

This drawing and design is the property of Somdal Associates, L.L.C. They are submitted on the condition that they are not to be used, reproduced, or copied, in whole or part, or used for furnishing information to others, without prior written consent of Somdal Associates, L.L.C. All common law rights of copyright & otherwise are hereby specifically reserved.

NOT FOR CONSTRUCTION

NEW TEMPLE BUILDING FOR
ST. NICHOLAS ORTHODOX CHURCH
9100 Youree Dr, Shreveport, LA 71115

| | |
|----------|------------|
| Date: | 10/31/2025 |
| REVISION | DATE |

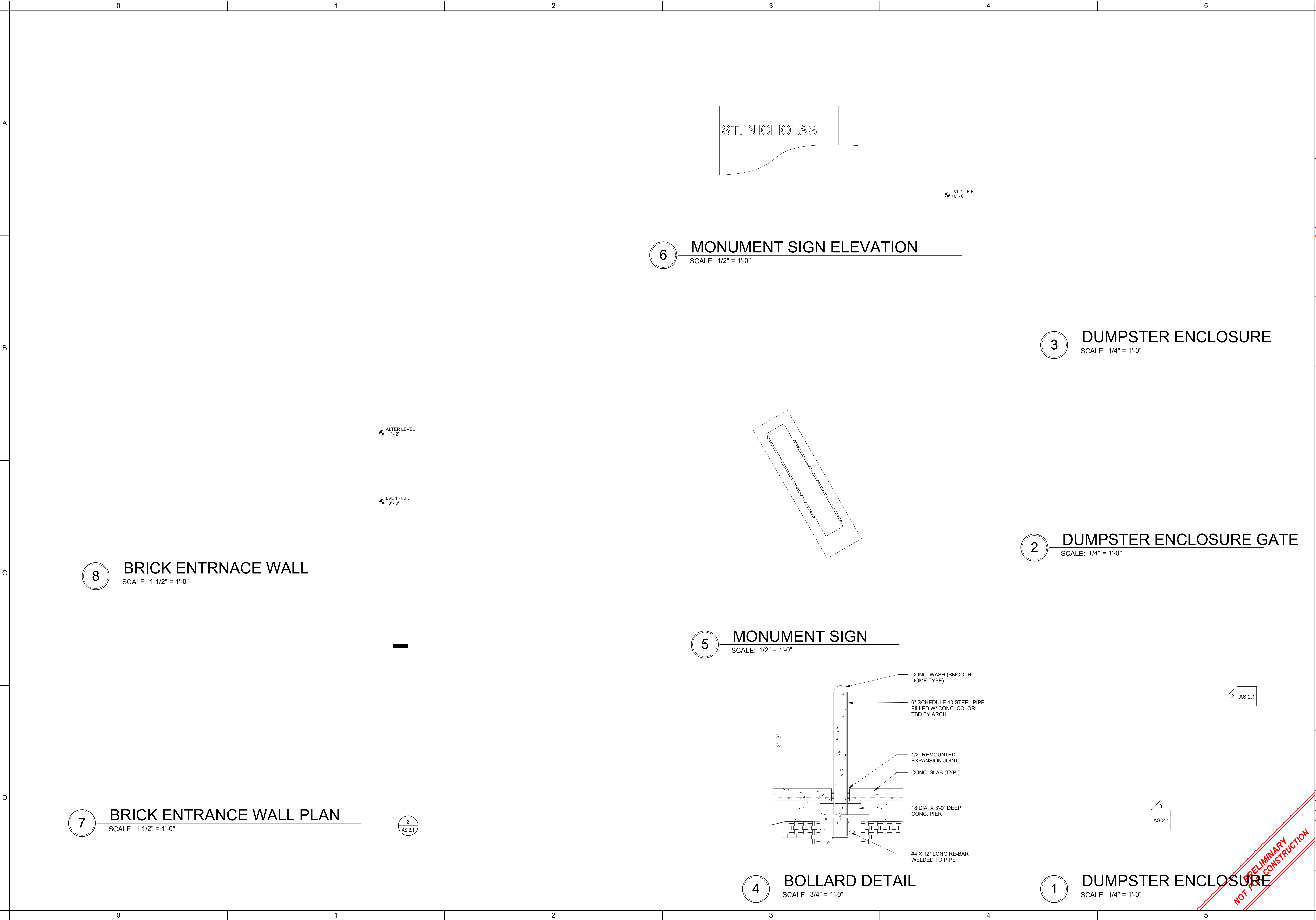
Drawn by: LCM
Checked by: Checker
Project #: 2505
Sheet:

AS 1.2

ARCHITECTURAL
SITE PLAN Copy 1

**PRELIMINARY
NOT FOR CONSTRUCTION**

Autodesk Docs://2505 St. Nicholas Orthodox Church/2505 St. Nicholas_R24.rvt
12/4/2025 11:43:53 AM



SOMDAL ASSOCIATES
ARCHITECTURE + INTERIOR DESIGN
333 TEXAS STREET, SUITE 1900 SHREVEPORT, LA 71101

This drawing and design is the property of Somdal Associates, L.L.C. They are submitted on the condition that they are not to be used, reproduced, or copied, in whole or part, or used for furnishing information to others, without prior written consent of Somdal Associates, L.L.C. All common law rights of copyright & otherwise are hereby specifically reserved.

NOT FOR CONSTRUCTION

NEW TEMPLE BUILDING FOR
ST. NICHOLAS ORTHODOX CHURCH
9100 Youree Dr, Shreveport, LA 71115

Date: 10/31/2025
REVISION DATE

Drawn by: LCM
Checked by: Checker
Project #: 2505
Sheet:

AS 2.1

ARCHITECTURAL
SITE DETAILS



NOT FOR CONSTRUCTION

Autodesk Docs://2505 St. Nicholas Orthodox Church/2505 St. Nicholas_R24.rvt
12/4/2025 11:43:57 AM

| Area Schedule (Gross... | |
|-------------------------|------------|
| Area | Name |
| 8,781 SF | New Temple |
| 5,305 SF | Existing |
| 610 SF | Colonnade |

1 DIMENSION PLAN - 1ST FLOOR

SCALE: 1/8" = 1'-0"



GENERAL NOTES - DIMENSION PLAN

- A. CONSTRUCTION AND INSTALLATIONS SHALL CONFORM TO ALL FEDERAL, STATE AND LOCAL ORDINANCES, CODES, ETC.
- B. DIMENSION PLANS ARE INTENDED TO SHOW DIMENSIONS AND WALL TYPES, WALL RATINGS, WALL SECTIONS/BUILDING SECTION INDICATORS, EXTERIOR ELEVATION INDICATORS, PLAN DETAIL INDICATORS, AND DIMENSION PLAN KEY NOTES. REFER TO THE ARCHITECTURAL PLANS FOR ADDITIONAL PLAN KEY NOTES, INTERIOR ELEVATION MARKS AND INFORMATION RELATED TO OTHER ASPECTS OF THE PROJECT.
- C. ALL DIMENSIONS ARE TAKEN FROM COLUMN CENTERLINES TO THE FACE OF FINISH, FACE OF MASONRY, CONCRETE, OR EXISTING FINISHES, UNLESS NOTED OTHERWISE.
- D. VERIFY ALL CRITICAL DIMENSIONS WITHIN AND/OR RELATED TO THE SITE AND/OR EXISTING BUILDING. DIMENSIONS AND CONDITIONS INDICATED WERE DETERMINED BY VISUAL SURVEY. CONTRACTOR SHALL OBTAIN AND VERIFY ALL DIMENSIONS AND CONDITIONS AT JOB SITE AND BE FULLY RESPONSIBLE FOR THE SAME. IF DISCREPANCY IS FOUND, THE CONTRACTOR SHALL CONTACT THE ARCHITECT AND THE ARCHITECT SHALL DETERMINE THE CRITICAL DIMENSIONS TO BE HELD. THE CONTRACTOR SHALL SUBMIT TO THE ARCHITECT, FOR REVIEW, A DIMENSIONED INTERIOR WALL LAYOUT PRIOR TO ANY INTERIOR WALL CONSTRUCTION.
- E. DIMENSIONS ARE TAKEN TO THE 4'-0" PLANE ABOVE FINISHED FLOOR.
- F. ALL NEW INTERIOR PARTITIONS SHALL BE WALL TYPE "A3D" UNLESS OTHERWISE INDICATED.
- G. ALL FIRE RATED ASSEMBLIES WITH RECESSED WALL ACCESSORIES AND/OR PENETRATIONS, I.E. RECEPTACLES, CONDUITS, DUCTS, PIPING, FIRE EXTINGUISHER CABINETS, RECESSED FILM VIEWERS, PAPER TOWEL DISPENSER, ETC. SHALL BE CONSTRUCTED TO MAINTAIN THE DESIGNATED RATED ASSEMBLY.
- H. FINISHED FLOOR ELEVATIONS ARE FROM THE FACE OF THE FINISHED SUBSTRATE, I.E. CONCRETE DECK, CONCRETE SLAB, ETC.
- K. VERIFY LOCATION AND SIZE OF ALL RECESSES, PLUMBING CHASES AND MECHANICAL SHAFTS PRIOR TO CONSTRUCTION.
- L. ALL EXTERIOR WALLS SHALL BE FRAMED OUT OF 16 GAUGE, 6" METAL STUD AT 16" ON CENTER, UNLESS NOTED OTHERWISE. REFER TO THE STRUCTURAL DRAWINGS.
- M. INSTALL MINERAL WOOL INSULATION IN ALL EXPANSION JOINTS THROUGH THE FLOOR AND ROOF SLABS, CONTINUOUS. PROVIDE FIRE RATED EXPANSION JOINTS WITH MINERAL WOOL INSULATION BLANKET AT ALL RATED ASSEMBLIES.
- N. ALL INTERIOR MASONRY WALLS SHALL BE RUNNING BOND PATTERN UNLESS NOTED OTHERWISE.
- O. ALL PENETRATIONS THROUGH FLOORS, CHASES, SHAFTS AND FIRE RATED ASSEMBLIES SHALL BE SLEEVED PER THE REQUIRED TEST AND FIRE STOPPED.
- P. ALL PENETRATIONS THROUGH FLOOR SLABS, I.E. CONDUITS, DUCTS, PIPING, PNEUMATIC TUBE, ETC. SHALL BE FIRE STOPPED AND SEALED AS REQUIRED TO PROVIDE THE ASSEMBLY RATED DESIGNATED AND SHALL BE WATERTIGHT.
- Q. PROVIDE FULL HEIGHT METAL STUDS (20 GAUGE MINIMUM) TO THE FLOOR OR ROOF DECK ABOVE AT ALL CORNERS, DOOR FRAMES, BORROWED LIGHTS FRAME, BEHIND WALL MOUNTED EQUIPMENT AND BEHIND WALL MOUNTED CASEWORK.
- R. ALL TRADES ARE REQUIRED TO VISIT THE SITE AND DETERMINE THAT ALL WORK CAN BE ACHIEVED IN A COMPLETE MANNER UNDER THEIR BID.
- S. EXTENDED CMU PARTITIONS TO UNDERSIDE OF STRUCTURAL DECK ABOVE. TERMINATE PARTITION FROM THE STRUCTURE. PACK MINERAL WOOL INSULATION IN VOID SPACE BETWEEN TOP OF WALL AND STRUCTURAL DECK.
- T. PACK MINERAL WOOL INSULATION IN VOID SPACE BETWEEN STRUCTURAL DECK AND TOP OF ALL FIRE-RATED ASSEMBLIES. PROVIDE FIRE-RATED SEALANT AT ALL FIRE-RATED ASSEMBLIES.
- U. ALL INTERIOR WALLS, INCLUDING THE METAL STUD FRAMING, ACoustICAL INSULATION AND GYPSUM WALLBOARD SHALL EXTEND UP TO THE FLOOR OR ROOF DECK ABOVE.
- V. ALL NEW OR EXISTING SOUND, SMOKE OR FIRE RATED WALLS SHALL EXTEND FROM FLOOR SUBSTRATE TO THE UNDERSIDE OF FLOOR OR ROOF DECK ABOVE AND SHALL BE FULLY FIRE STOPPED AND SEALED AS REQUIRED TO PROVIDE THE ASSEMBLY RATING DESIGNATED.
- W. ALL VERTICAL OR HORIZONTAL DUCTS, PIPING, CONDUIT, ETC. (SHOWN OR NOT) SHALL BE BOXED OUT TO MATCH ADJACENT WALL CONSTRUCTION.
- X. RATED WALL DESIGNATIONS ARE SHOWN THROUGH OPENINGS TO INDICATE THAT THE WALL CONSTRUCTION ABOVE THE OPENING HAS THE SAME RATING AS THE CONSTRUCTION ON EITHER SIDE OF OPENING.
- Y. PROVIDE ACCESS PANELS IN WALLS WHERE SERVICE TO MECHANICAL, PLUMBING, ELECTRICAL, ETC. ELEMENTS WILL NEED TO BE ADJUSTED, I.E. CLEAN OUTS, VALVES, DAMPERS, ETC. ACCESS PANELS SHALL BE OF THE SAME RATING AS THE ADJACENT WALL CONSTRUCTION.
- Z. PROVIDE BLOCKING BEHIND ALL WALL MOUNTED HANDRAILS, BUMPER RAILS, TOILET ACCESSORIES, SCONCES, ETC.
- AA. ALL CORRIDORS, HALLWAYS, PASSAGES, ETC. WALLS SHALL BE CONSTRUCTED TO BE SMOKE TIGHT AND SMOKE RESISTANT UNLESS NOTED OTHERWISE.
- AB. REFER TO A2.0 SHEET FOR PLAN SYMBOLS LEGEND.
- AC. REFER TO A2.0 SHEET FOR WALL RATING ASSEMBLY DETAILS.

PLAN NOTES

| NO. | NOTES |
|-----|-------|
|-----|-------|

SOMDAL ASSOCIATES
ARCHITECTURE + INTERIOR DESIGN
333 TEXAS STREET, SUITE 1900 SHREVEPORT, LA 71101

This drawing and design is the property of Somdal Associates, L.L.C. They are submitted on the condition that they are not to be used, reproduced, or copied, in whole or part, or used for furnishing information to others, without prior written consent of Somdal Associates, L.L.C. All common law rights of copyright & otherwise are hereby specifically reserved.

NOT FOR CONSTRUCTION

NEW TEMPLE BUILDING FOR
ST. NICHOLAS ORTHODOX CHURCH
9100 Youree Dr, Shreveport, LA 71115

Date: 10/31/2025
REVISION DATE

Drawn by: LCM
Checked by: Checker
Project #: 2505
Sheet:

A1.1

DIMENSION PLAN
- 1ST FLOOR

**PRELIMINARY
NOT FOR CONSTRUCTION**

Autodesk Docs://2505 St. Nicholas Orthodox Church/2505 St.Nicholas_R24.rvt
12/4/2025 11:44:00 AM

1

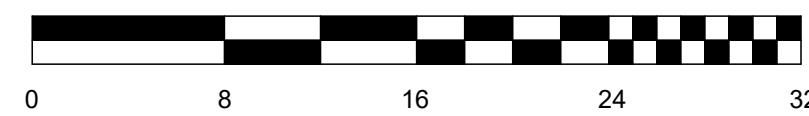
ARCHITECTURAL PLAN - 1ST FLOOR

SCALE: 1/8" = 1'-0"

EXISTING
5,305 SQ. FT.

NEW
8,791 SQ. FT.

GRAPHIC SCALE: 1/8" = 1'-0"



WALL RATINGS LEGEND:

NOTES:

- A. RATED WALL DESIGNATIONS ARE DRAWN THROUGH OPENINGS TO INDICATE THAT THE WALL CONSTRUCTION ABOVE THE OPENING HAS THE SAME RATING AS THE CONSTRUCTION ON EITHER SIDE OF OPENING. THE CONTRACTOR MUST SUBMIT DOCUMENTATION WHEN RATED WALL ASSEMBLY HAS BEEN TESTED AND APPROVED BY AGENCY OTHER THAN U.L.
- B.

| | | |
|--|---|---|
| | NON RATED SMOKE PARTITION - U/L | |
| | DOOR AND FRAME DAMPERS PENETRATIONS/PERIMETER | - NOT RATED - NOT REQUIRED - SEALED |
| | ONE HOUR FIRE BARRIER - U/L | |
| | DOOR AND FRAME DAMPERS PENETRATIONS/PERIMETER | - 45 MIN. RATING - FIRE - SEE MECH. CODE - FIRE CAULKED |
| | TWO HOUR FIRE BARRIER - U/L | |
| | DOOR AND FRAME DAMPERS PENETRATIONS/PERIMETER | - 90 MIN. RATING - FIRE - SEE MECH. CODE - FIRE CAULKED |
| | FIRE/SMOKE BARRIER | |
| | DOOR AND FRAME DAMPERS PENETRATIONS/PERIMETER | - 20 MIN. RATING - SMOKE - SEE MECH. CODE - FIRE CAULKED |
| | ONE HOUR FIRE/SMOKE BARRIER | |
| | DOOR AND FRAME DAMPERS PENETRATIONS/PERIMETER | - 45 MIN. RATING - FIRE AND SMOKE - SEE MECH. CODE - FIRE CAULKED |
| | TWO HOUR FIRE/SMOKE BARRIER | |
| | DOOR AND FRAME DAMPERS PENETRATIONS/PERIMETER | - 90 MIN. RATING - FIRE AND SMOKE - SEE MECH. CODE - FIRE CAULKED |

SYMBOLS:

| | | |
|--|--|--|
| | SECTION/DETAIL DESIGNATION | |
| | DETAIL OR SECTION NUMBER SHEET NUMBER | |
| | ENLARGED PLAN DETAIL DESIGNATION | |
| | DETAIL OR SECTION NUMBER SHEET NUMBER | |
| | ROOM NAME DESIGNATION ROOM NUMBER DESIGNATION | |
| | ARCHITECTURAL PLAN KEY NOTE DESIGNATION | |
| | EXTERIOR OPENING DESIGNATION (WINDOW AND LOUVERS) | |
| | TOILET ACCESSORY DESIGNATION | |
| | EQUIPMENT DESIGNATION | |
| | ELEVATION INDICATOR | |
| | OPENING NUMBER DESIGNATION DOOR ACTUATOR | |
| | EXISTING COLUMN CENTER LINE | |
| | NEW COLUMN CENTER LINE | |
| | CORNER GUARD LOCATIONS | |
| | HANDRAIL/BUMPGUARD AND/OR TRIM. REFER TO THE ARCHITECTURAL PLANS AND THE INTERIOR ELEVATIONS FOR LOCATIONS. | |
| | WALL TYPE SUFFIX WALL TYPE | |
| | WALL TYPE DESIGNATION FIRE RATED/ ACOUSTIC PARTITIONS | |

SOMDAL ASSOCIATES
ARCHITECTURE + INTERIOR DESIGN
333 TEXAS STREET, SUITE 1900 SHREVEPORT, LA 71101

This drawing and design is the property of Somdal Associates, L.L.C. They are submitted on the condition that they are not to be used, reproduced, or copied, in whole or part, or used for furnishing information to others, without prior written consent of Somdal Associates, L.L.C. All common law rights of copyright & otherwise are hereby specifically reserved.

NOT FOR CONSTRUCTION

NEW TEMPLE BUILDING FOR
ST. NICHOLAS ORTHODOX CHURCH
9100 Youree Dr, Shreveport, LA 71115

Date: 10/31/2025
REVISION DATE

Drawn by: LCM
Checked by: Checker
Project #: 2505
Sheet:

A2.1

ARCHITECTURAL
PLAN - 1ST
FLOOR



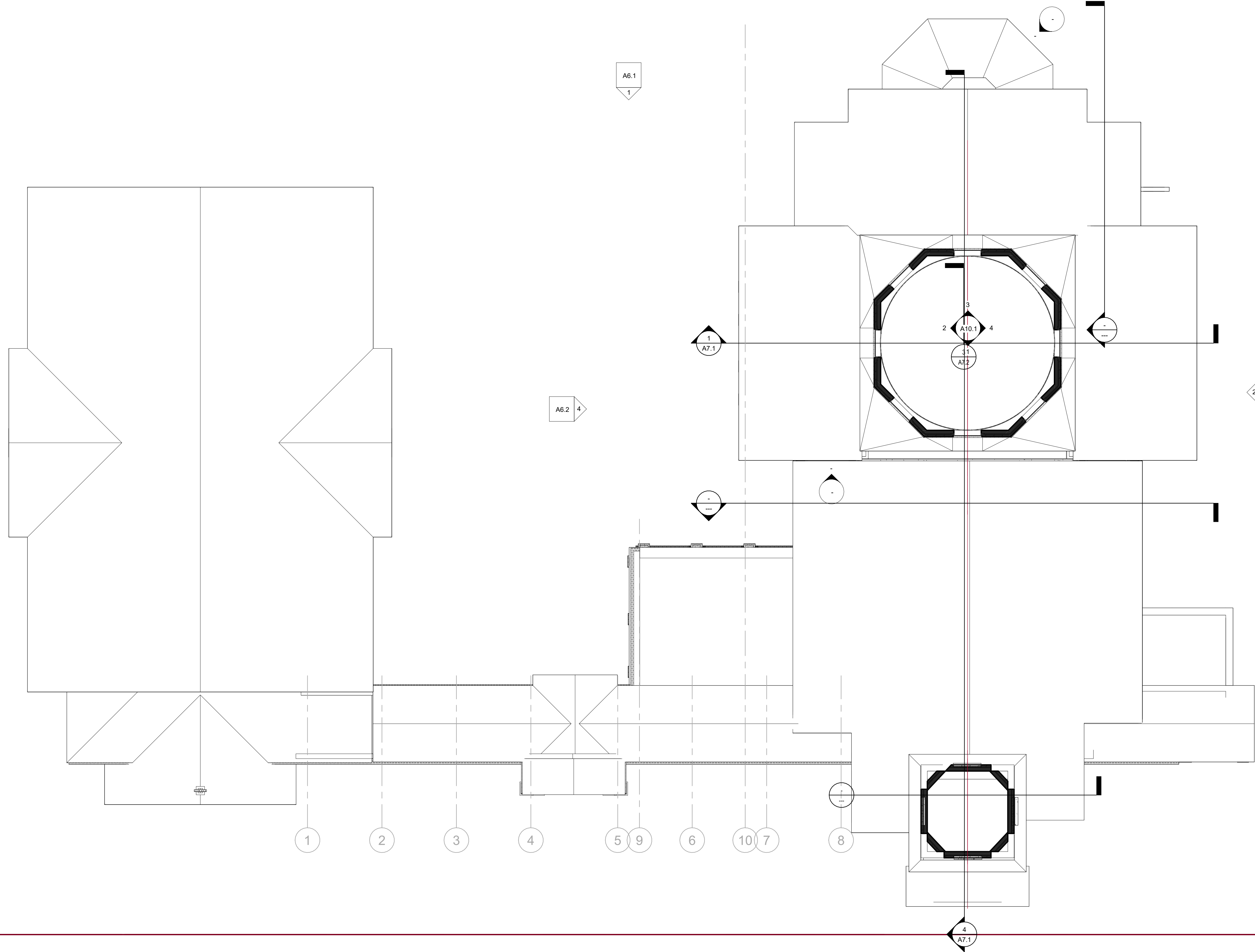
TYPE DESIGNATION AS
STATED ON DIMENSION PLANS

TYPE DESIGNATION FOR FIRE
/ ACOUSTIC PARTITIONS

**PRELIMINARY
NOT FOR CONSTRUCTION**

Autodesk Docs://2505 St. Nicholas Orthodox Church/2505 St.Nicholas_R24.rvt

12/4/2025 11:44:04 AM



1 UPPER DOME PLAN
SCALE: 1/8" = 1'-0"

WALL RATINGS LEGEND:

NOTES:

- A. RATED WALL DESIGNATIONS ARE DRAWN THROUGH OPENINGS TO INDICATE THAT THE WALL CONSTRUCTION ABOVE THE OPENING HAS THE SAME RATING AS THE CONSTRUCTION ON EITHER SIDE OF OPENING. THE CONTRACTOR MUST SUBMIT DOCUMENTATION WHEN RATED WALL ASSEMBLY HAS BEEN TESTED AND APPROVED BY AGENCY OTHER THAN U.L.
- B.

| | | |
|--|--|---|
| | NON RATED SMOKE PARTITION - UL | |
| | DOOR AND FRAME DAMPERS PENETRATIONS/PERIMETER | - NOT RATED - NOT REQUIRED - SEALED |
| | ONE HOUR FIRE BARRIER - UL | |
| | DOOR AND FRAME DAMPERS PENETRATIONS/PERIMETER | - 45 MIN. RATING - FIRE - SEE MECH. CODE - FIRE CAULKED |
| | EXTEND ENTIRE WALL CONSTRUCTION TO DECK ABOVE. | |
| | TWO HOUR FIRE BARRIER - UL | |
| | DOOR AND FRAME DAMPERS PENETRATIONS/PERIMETER | - 90 MIN. RATING - FIRE - SEE MECH. CODE - FIRE CAULKED |
| | EXTEND ENTIRE WALL CONSTRUCTION TO DECK ABOVE. | |
| | FIRE/SMOKE BARRIER | |
| | DOOR AND FRAME DAMPERS PENETRATIONS/PERIMETER | - 20 MIN. RATING - SMOKE - SEE MECH. CODE - FIRE CAULKED |
| | EXTEND ENTIRE WALL CONSTRUCTION TO DECK ABOVE (ONE HOUR WALL CONSTRUCTION) | |
| | ONE HOUR FIRE/SMOKE BARRIER | |
| | DOOR AND FRAME DAMPERS PENETRATIONS/PERIMETER | - 45 MIN. RATING - FIRE AND SMOKE - SEE MECH. CODE - FIRE CAULKED |
| | EXTEND ENTIRE WALL CONSTRUCTION TO DECK ABOVE. | |
| | TWO HOUR FIRE/SMOKE BARRIER | |
| | DOOR AND FRAME DAMPERS PENETRATIONS/PERIMETER | - 90 MIN. RATING - FIRE AND SMOKE - SEE MECH. CODE - FIRE CAULKED |
| | EXTEND ENTIRE WALL CONSTRUCTION TO DECK ABOVE. | |

SYMBOLS:

| | | |
|--|---|--|
| | SECTION/DETAIL DESIGNATION: | |
| | DETAIL OR SECTION NUMBER SHEET NUMBER | |
| | ENLARGED PLAN DETAIL DESIGNATION: | |
| | DETAIL OR SECTION NUMBER SHEET NUMBER | |
| | ROOM NAME DESIGNATION ROOM NUMBER DESIGNATION | |
| | ARCHITECTURAL PLAN KEY NOTE DESIGNATION | |
| | EXTERIOR OPENING DESIGNATION (WINDOW AND LOUVERS) | |
| | TOILET ACCESSORY DESIGNATION | |
| | EQUIPMENT DESIGNATION | |
| | ELEVATION INDICATOR | |
| | OPENING NUMBER DESIGNATION DOOR ACTUATOR | |
| | EXISTING COLUMN CENTER LINE | |
| | NEW COLUMN CENTER LINE | |
| | CORNER GUARD LOCATIONS | |
| | HANDRAIL/BUMPGUARD AND/OR TRIM. REFER TO THE ARCHITECTURAL PLANS AND THE INTERIOR ELEVATIONS FOR LOCATIONS. | |
| | WALL TYPE SUFFIX WALL TYPE | |
| | WALL TYPE DESIGNATION AS INDICATED ON DIMENSION PLANS | |
| | WALL TYPE DESIGNATION AS INDICATED ON DIMENSION PLANS | |
| | WALL TYPE DESIGNATION AS INDICATED ON DIMENSION PLANS | |

SOMDAL ASSOCIATES
ARCHITECTURE + INTERIOR DESIGN
333 TEXAS STREET, SUITE 1900 SHREVEPORT, LA 71101

This drawing and design is the property of Somdal Associates, L.L.C. They are submitted on the condition that they are not to be used, reproduced, or copied, in whole or part, or used for furnishing information to others, without prior written consent of Somdal Associates, L.L.C. All common law rights of copyright & otherwise are hereby specifically reserved.

NOT FOR CONSTRUCTION

NEW TEMPLE BUILDING FOR
ST. NICHOLAS ORTHODOX CHURCH
9100 Youree Dr, Shreveport, LA 71115

Date: 10/31/2025
REVISION DATE

Drawn by: LCM
Checked by: Checker
Project #: 2505
Sheet:

A2.3

ARCHITECTURAL
PLAN - UPPER
DOME

A

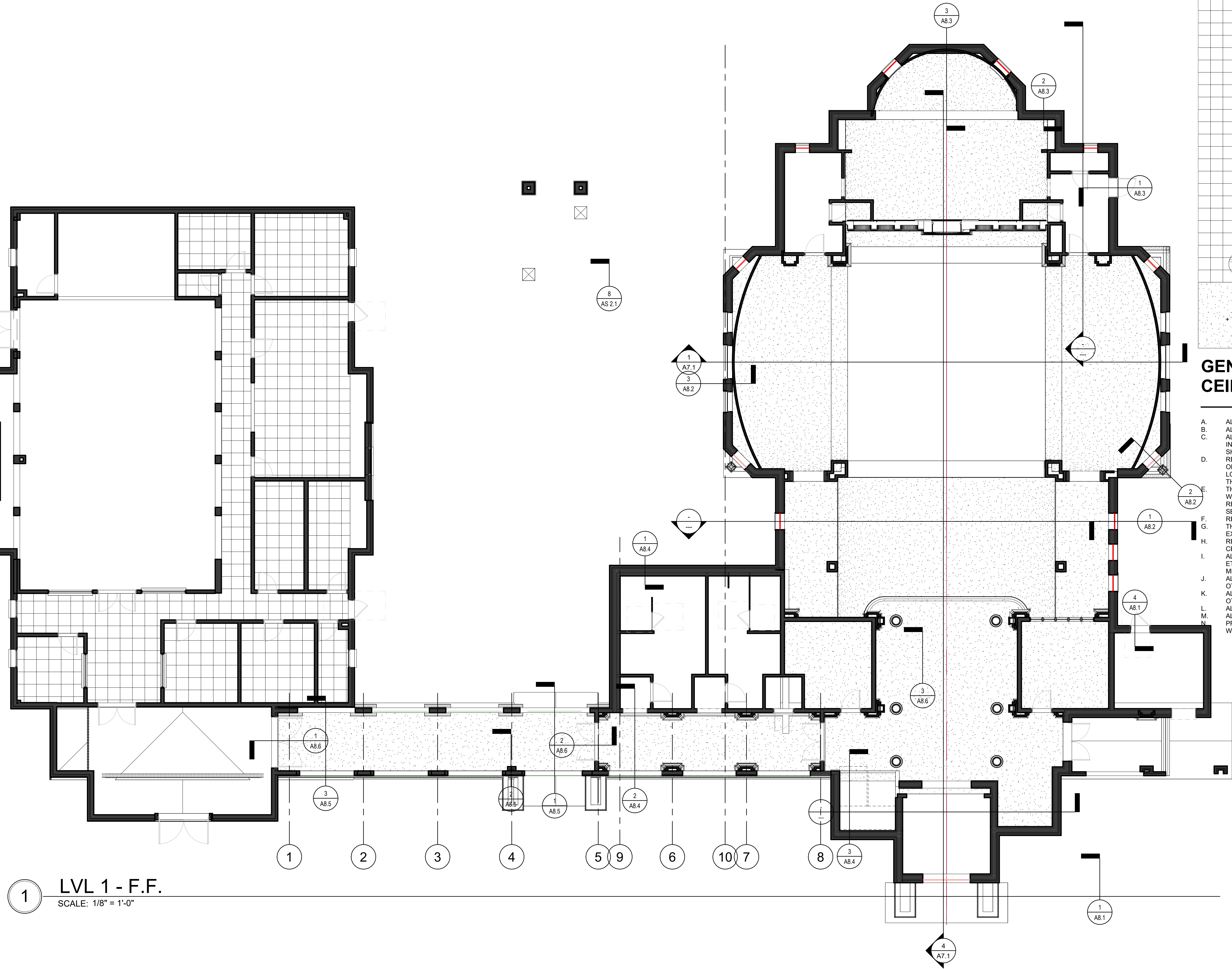
B

C

D

Autodesk Docs://2505 St. Nicholas Orthodox Church/2505 St. Nicholas_R24.rvt

12/4/2025 11:44:07 AM



1 LVL 1 - F.F.
SCALE: 1/8" = 1'-0"

REFLECTED CEILING PLAN SYMBOLS:

| | |
|--|---|
| | 2' x 2' SUSPENDED LAY-IN ACOUSTICAL CEILING (TYPICAL UNLESS OTHERWISE INDICATED) |
| | 2' x 4' RECESSED LIGHT FIXTURE |
| | 2' x 2' RECESSED LIGHT FIXTURE |
| | SMOKE DETECTOR |
| | SPEAKER |
| | HEAT DETECTOR |
| | EXIT LIGHT |
| | CEILING MOUNTED FIRE ALARM SIGNAL DEVICE |
| | WALL MOUNTED SCONCE |
| | RECESSED DOWNLIGHT FIXTURE |
| | PENDANT FIXTURE |
| | RETURN AIR GRILLE (REFER TO MECHANICAL DRAWINGS) |
| | SUPPLY AIR DIFFUSER OR REGISTER (REFER TO MECHANICAL DRAWINGS) |
| | EXHAUST GRILLE (REFER TO MECHANICAL DRAWINGS) |
| | CEILING FAN |
| | GYPSUM BOARD SOFFIT/BULKHEAD/CEILING |
| | BULKHEAD/CEILING HEIGHT (HEIGHT ABOVE FINISHED FLOOR, AS NOTED.) |

GENERAL REFLECTED CEILING PLAN NOTES:

- A. ALL CEILING HEIGHTS ARE 9'-0" UNLESS NOTED OTHERWISE.
B. ALL BULKHEAD/ SOFFIT HEIGHTS ARE 7'-2" A.F. UNLESS NOTED OTHERWISE.
C. ALL TRADES SHALL PARTICIPATE IN A COORDINATION MEETING PRIOR TO ANY INSTALLATION OF ABOVE CEILING SYSTEMS, SERVICES, EQUIPMENT, ETC. DURING THE SHOP DRAWING PHASE.
D. REFER TO THE PROJECT MANUAL AND THE FIRE PROTECTION PLANS FOR THE LOCATION OF THE SPRINKLER HEADS UNLESS DIMENSIONED OTHERWISE ON THE PLANS. DO NOT LOCATE ANY SPRINKLER HEADS IN A BULKHEAD OR SOFFIT WITHOUT FIRST COORDINATING THE LOCATION WITH THE ARCHITECT.
E. THE REFLECTED CEILING PLANS DO NOT INDICATE THE LIGHTING LAYOUT IN AREAS WITHOUT CEILING FINISHES. LIGHTING SHOWN MAY NOT REFLECT FULL LIGHTING LAYOUT. REFER TO THE MECHANICAL, PLUMBING AND ELECTRICAL DRAWINGS FOR ADDITIONAL SERVICES.
F. REFER TO THE CASEWORK SECTIONS FOR BULKHEAD DEPTHS OVER UPPER CABINETS. THE BULKHEAD SHALL EXTEND BEYOND THE FACE OF THE CABINET DOOR 1/2" OR SHALL EXTEND 1 1/4" BEYOND THE FACE OF THE OPEN SHELF UNITS.
G. REFER TO THE MECHANICAL PLUMBING AND ELECTRICAL DRAWINGS FOR ADDITIONAL CEILING MOUNTED SERVICES.
H. ALL CEILING MOUNTED SPRINKLER HEADS, DETECTORS, LIGHT FIXTURES, EXIT LIGHTS, ETC. SHALL BE INSTALLED IN THE CENTER OF THE CEILING SYSTEM GRID. REFER TO THE MECHANICAL AND ELECTRICAL DRAWINGS FOR ADDITIONAL INFORMATION.
I. ALL ACOUSTIC CEILING GRIDS TO BE CENTERED WITHIN ROOM UNLESS NOTED OTHERWISE.
J. ALL ACOUSTIC CEILING GRIDS TO BE CENTERED WITHIN THE CORRIDOR, UNLESS NOTED OTHERWISE.
K. ALL "CAN" LIGHT FIXTURES TO BE CENTERED WITHIN ACOUSTICAL CEILING TILES.
L. ALL "CAN" LIGHT FIXTURES IN TOILET ROOMS TO BE CENTERED.
M. PROVIDE MIN. 30"X30" ACCESS PANELS INTO ALL FRAMED ATTIC AREAS. VERIFY LOCATION WITH ARCHITECT IF NOT INDICATED ON PLAN.
N.

SOMDAL ASSOCIATES
ARCHITECTURE + INTERIOR DESIGN
533 TEXAS STREET, SUITE 1900 SHREVEPORT, LA 71101

This drawing and design is the property of Somdal Associates, L.L.C. They are submitted on the condition that they are not to be used, reproduced, or copied, in whole or part, or used for furnishing information to others, without prior written consent of Somdal Associates, L.L.C. All common law rights of copyright & otherwise are hereby specifically reserved.

NOT FOR CONSTRUCTION

NEW TEMPLE BUILDING FOR
ST. NICHOLAS ORTHODOX CHURCH
9100 Youree Dr, Shreveport, LA 71115

Date: 10/31/2025
REVISION DATE

Drawn by: EBW
Checked by: Checker
Project #: 2505
Sheet:

A3.1

REFLECTED CEILING PLAN

**PRELIMINARY
NOT FOR CONSTRUCTION**

A

B

C

D

Autodesk Docs://2505 St. Nicholas Orthodox Church/2505 St.Nicholas_R24.rvt

12/4/2025 11:44:09 AM

0

1

2

3

4

5

GENERAL NOTES - ROOF PLAN

- REFER TO SECTION 07000 OF THE PROJECT MANUAL FOR ROOF SYSTEM REQUIREMENTS.
- INSTALL ROOF SYSTEM COMPONENTS IN STRICT ACCORDANCE MANUFACTURER'S REQUIREMENTS.
- ALL COMPONENTS INTENDED FOR USE IN THE ROOF SYSTEM SHALL BE APPROVED BY MEMBRANE MANUFACTURERE.
- CRICKETS & SADDLES - WHERE INDICATED PROVIDE TAPERED, FACTORY-CUT, PRE PACKAGED ASSEMBLIES OF SAME MATERIAL AS UNDERLYING INSULATION. PROVIDE SLOPES REQUIRED LIMITING PONDING OF WATER TO NO MORE THAN 24 HOURS.
- BITUMEN/ADHESIVE ENVELOPES AND/OR METAL STOPS ARE REQUIRED AT ALL PERIMETERS AND ROOF PENETRATIONS.
- DO NOT ALLOW ROOFING WORK TO STAIN ROOF TOP PIPE, CONDUIT, BUILDING STRUCTURE, AND/OR BUILDING ENVELOPE.
- DO NOT ALLOW ROOFING DEBRIS TO ENTER DRAIN SYSTEM. INSPECT ROOF AND VERIFY UNRESTRICTED DRAINAGE EACH DAY AND END OF WORK.
- VERIFY ALL EXISTING CONDITIONS AND DIMENSIONS OF ROOF AREAS, LOCATIONS OF ROFTOP EQUIPMENT, AND INCIDENTAL ITEMS OF WORK. THE DRAWINGS ARE DIAGRAMMTC AND INDICTED DESIGN INTENT AND NOT EXACT QUANTITIES.
- THE ABSENCE OF INCREMENTAL ITEMS OF WORK ON THE CONTRACT DOCUMENTS DOES NOT ALLEVIATE THE CONTRACTOR OF RESPONSIBILITY OF PROVIDING ALL WORK REQUIRED TO PROPERLY ROOF, FLASH, AND MAKE WATERPROOF ALL ITEMS THAT CAN BE REASONABLY INFERRED AS BEING PART OF THE WORK.
- REFER TO MANUFACTURER'S RECOMMENDED DETAILS OR NRCA STANDARD DETAILS, WHICH EVER IS MOST STRINGENT, FOR CONDITIONS NOT DETAILED.
- ROOFING MATERIALS BOTH STORED AND IN PLACE SHALL BE PROTECTION FROM WEATHER INCLUDING WIND AND MOISTURE. PROVIDE CUT OFFS ETC AT THE END OF EACH DAYS WORK. WET OR OTHERWISE COMPROMISED ROOF MATERIALS SHALL BE REMOVED FROM THE SITE AND REPLACED AT CONTRACTORS EXPENSE.
- ROOF SLOPES SHOWN ON THE CONTRACT DOCUMENTS INDICATED DESIGN INTENT. PROVIDE ROOF SLOPES REQUIRED LIMITING PONDING OF WATER TO NO MORE THAN 24 HOURS.
- METAL FLASHINGS - PROVIDE CONCEALED (INTERNAL) SPLICE PLATES TYPICAL AT ALL METAL FLASHINGS AND COPINGS EXPOSED TO PUBLIC VIEW.
- AT PERIMETER OF ALL ROOF PROVIDE FACTORY FABRICATED, CONTINUOUS 24" WIDE TAPERED PERLITE EDGE STRIP BETWEEN THERMAL INSULATION AND RETRO BOARD. PROVIDE MIN. 1/2"FOOT SLOPE.
- AT ALL ROOF TOP EQUIPMENT PROVIDE FACTORY PAINTED FINISH AT EXPOSED SURFACES. WHERE FACTORY FINISH IS NOT AVAILABLE FIELD PAINT IN COLOR AS SELECTED BY ARCHITECT.
- SUMP 48" X 48" TYPICAL AT EA DRAIN.

ROOF PLAN SYMBOLS:

| | | |
|--|-----|---|
| | +3" | DIMENSION INDICATES HEIGHT OF ABOVE STRUCTURAL DECK |
| | | DIRECTION OF "DOWNHILL" SLOPE |
| | | OVERFLOW ROOF DRAIN |
| | | ROOF DRAIN |
| | | DOWN SPOUT |
| | | SCUPPER |
| | | ROOF SLOPE-PEAKS AND VALLEYS |

1

ROOF PLAN

SCALE: 1/8" = 1'-0"

0

1

2

3

4

5

SOMDAL ASSOCIATES
ARCHITECTURE + INTERIOR DESIGN
333 TEXAS STREET, SUITE 1900 SHREVEPORT, LA 71101

This drawing and design is the property of Somdal Associates, L.L.C. They are submitted on the condition that they are not to be used, reproduced, or copied, in whole or part, or used for furnishing information to others, without prior written consent of Somdal Associates, L.L.C. All common law rights of copyright & otherwise are hereby specifically reserved.

NOT FOR CONSTRUCTION

NEW TEMPLE BUILDING FOR
ST. NICHOLAS ORTHODOX CHURCH
9100 Youree Dr, Shreveport, LA 71115

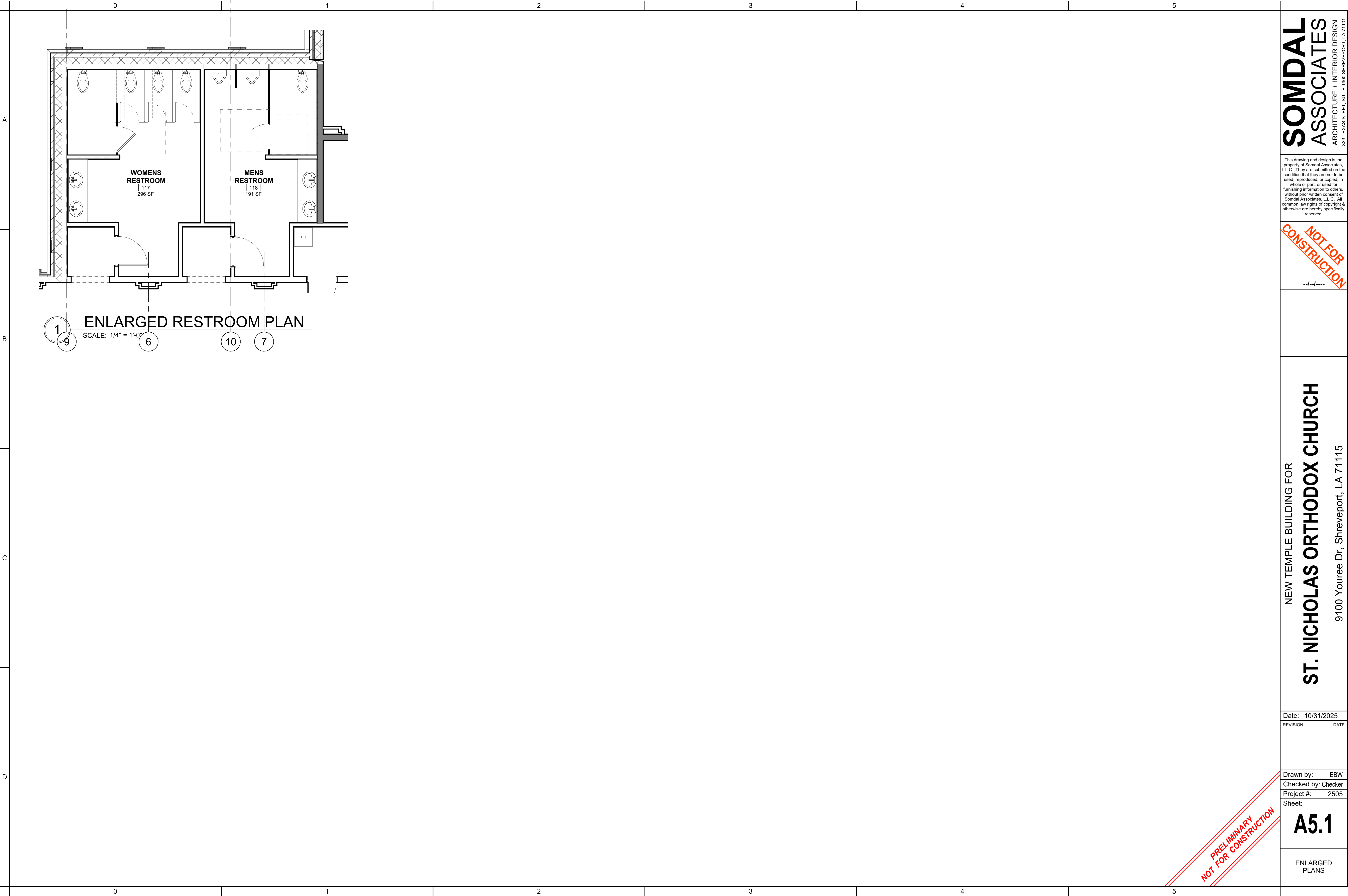
Date: 10/31/2025
REVISION DATE

Drawn by: LCM
Checked by: Checker
Project #: 2505
Sheet:

A4.1

ROOF PLAN

**PRELIMINARY
NOT FOR CONSTRUCTION**



SOMDAL ASSOCIATES
ARCHITECTURE + INTERIOR DESIGN
333 TEXAS STREET, SUITE 1900 SHREVEPORT, LA 71101

This drawing and design is the property of Somdal Associates, L.L.C. They are submitted on the condition that they are not to be used, reproduced, or copied, in whole or part, or used for furnishing information to others, without prior written consent of Somdal Associates, L.L.C. All common law rights of copyright & otherwise are hereby specifically reserved.

NOT FOR CONSTRUCTION

--/--/----

NEW TEMPLE BUILDING FOR
ST. NICHOLAS ORTHODOX CHURCH
9100 Youree Dr, Shreveport, LA 71115

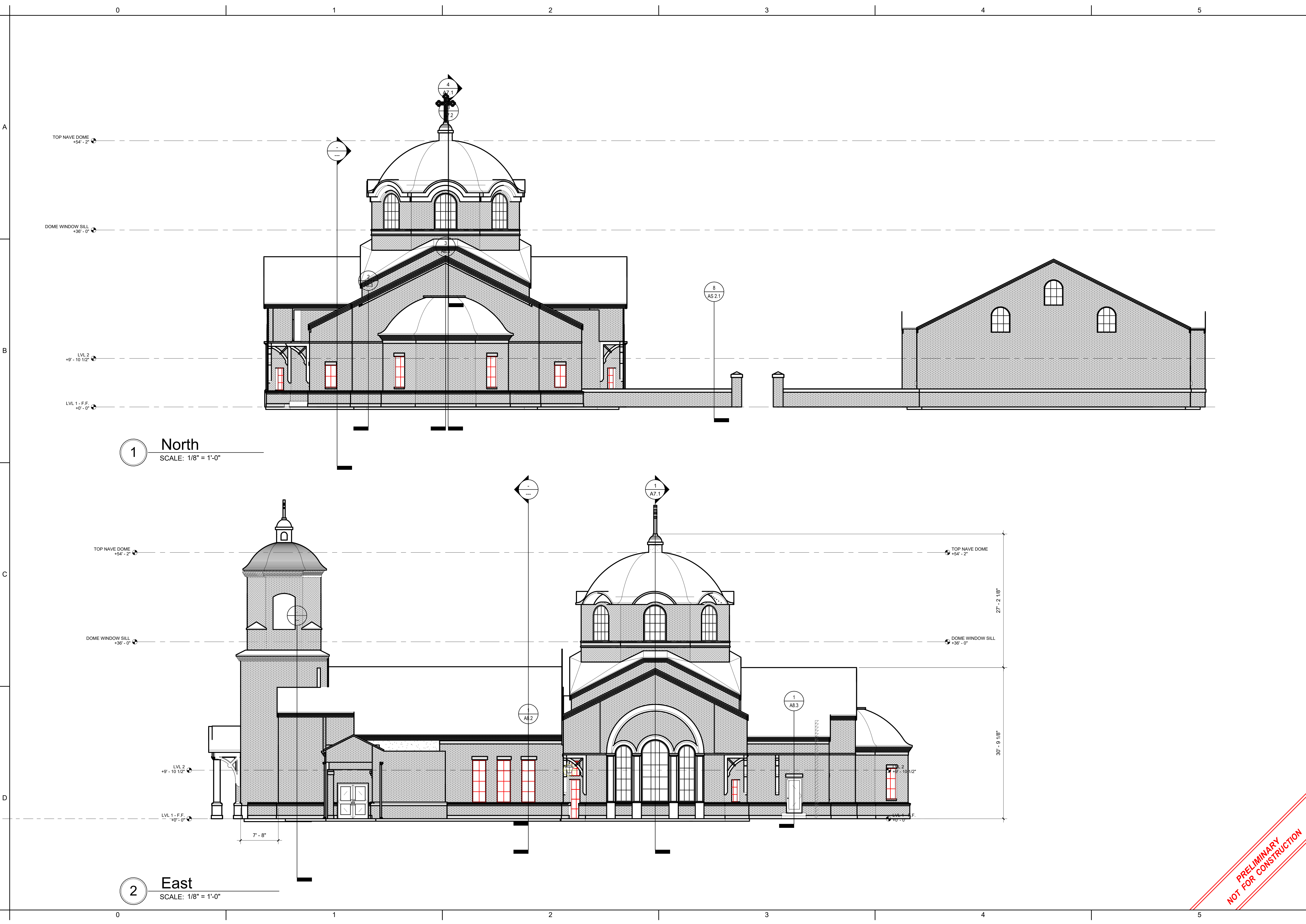
| | |
|----------|------------|
| Date: | 10/31/2025 |
| REVISION | DATE |

| | |
|-------------|---------|
| Drawn by: | EBW |
| Checked by: | Checker |
| Project #: | 2505 |
| Sheet: | |

A5.1

ENLARGED PLANS

Autodesk Docs://2505 St. Nicholas Orthodox Church/2505 St.Nicholas_R24.rvt
12/4/2025 11:44:13 AM



SOMDAL ASSOCIATES
ARCHITECTURE + INTERIOR DESIGN
533 TEXAS STREET, SUITE 1900 SHREVEPORT, LA 71101

This drawing and design is the property of Somdal Associates, L.L.C. They are submitted on the condition that they are not to be used, reproduced, or copied, in whole or part, or used for furnishing information to others, without prior written consent of Somdal Associates, L.L.C. All common law rights of copyright & otherwise are hereby specifically reserved.

NOT FOR CONSTRUCTION

NEW TEMPLE BUILDING FOR
ST. NICHOLAS ORTHODOX CHURCH
9100 Youree Dr, Shreveport, LA 71115

Date: 10/31/2025
REVISION DATE


Drawn by: LCM
Checked by: Checker
Project #: 2505
Sheet:

A6.1

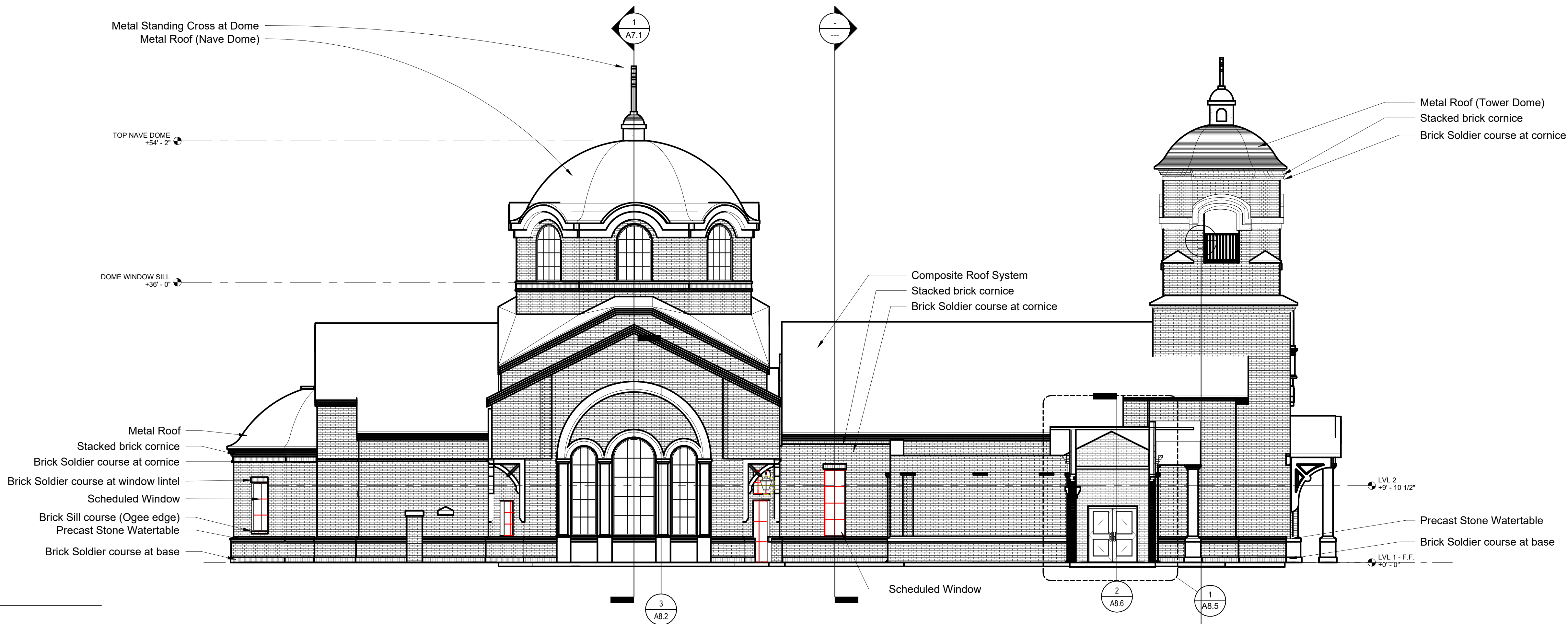
EXTERIOR ELEVATIONS

**PRELIMINARY
NOT FOR CONSTRUCTION**

Autodesk Docs://2505 St. Nicholas Orthodox Church/2505 St.Nicholas_R24.rvt
12/4/2025 11:44:17 AM



3 South
SCALE: 1/8" = 1'-0"



4 West
SCALE: 1/8" = 1'-0"

SOMDAL ASSOCIATES
ARCHITECTURE + INTERIOR DESIGN
333 TEXAS STREET, SUITE 1900 SHREVEPORT, LA 71101

This drawing and design is the property of Somdal Associates, L.L.C. They are submitted on the condition that they are not to be used, reproduced, or copied, in whole or part, or used for furnishing information to others, without prior written consent of Somdal Associates, L.L.C. All common law rights of copyright & otherwise are hereby specifically reserved.

NOT FOR CONSTRUCTION

NEW TEMPLE BUILDING FOR
ST. NICHOLAS ORTHODOX CHURCH
9100 Youree Dr, Shreveport, LA 71115

Date: 10/31/2025
REVISION DATE

Drawn by: LCM
Checked by: Checker
Project #: 2505
Sheet:

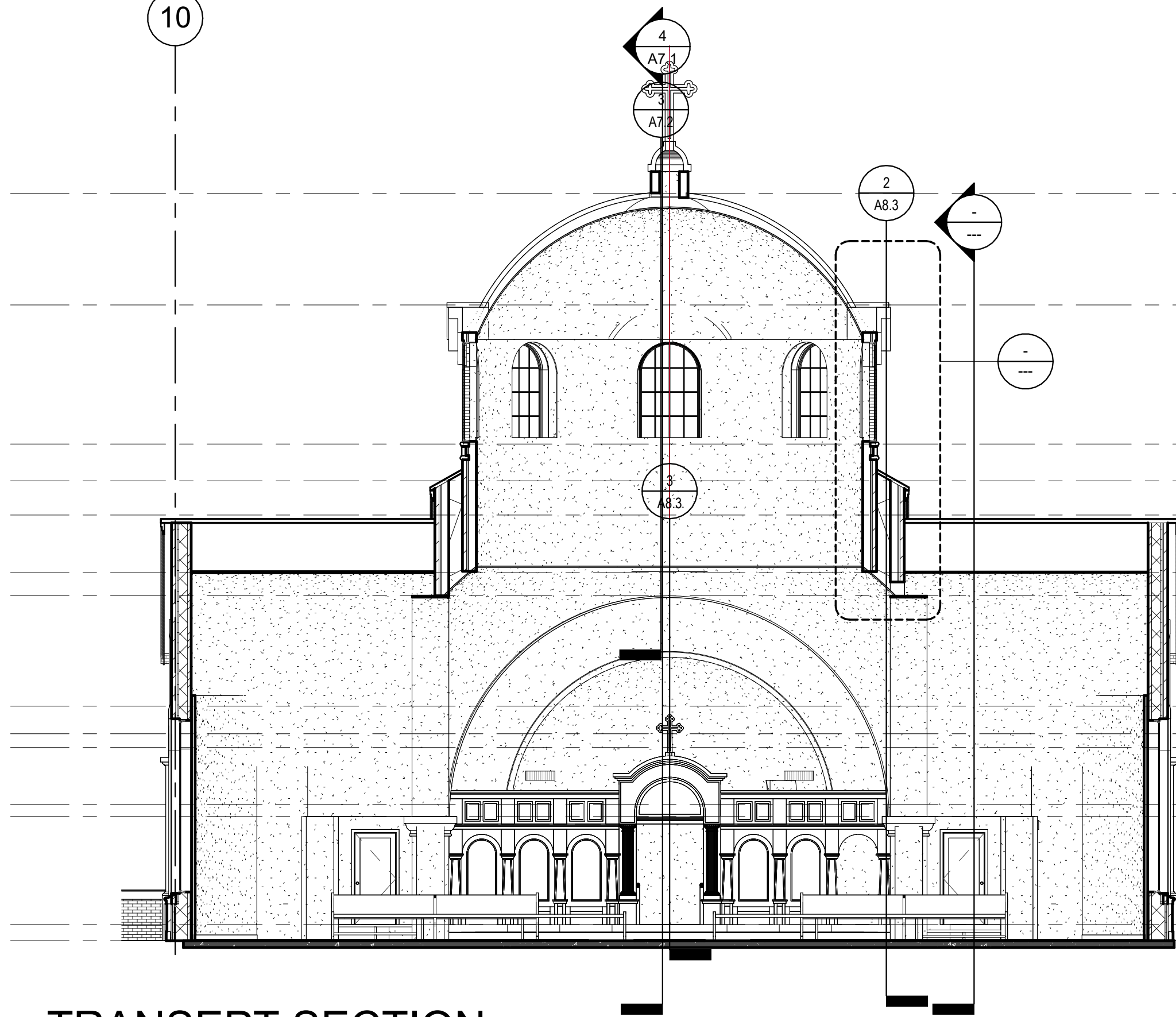
A6.2

EXTERIOR ELEVATIONS

**PRELIMINARY
NOT FOR CONSTRUCTION**

Autodesk Docs://2505 St. Nicholas Orthodox Church/2505 St.Nicholas_R24.rvt
12/4/2025 11:44:21 AM

10

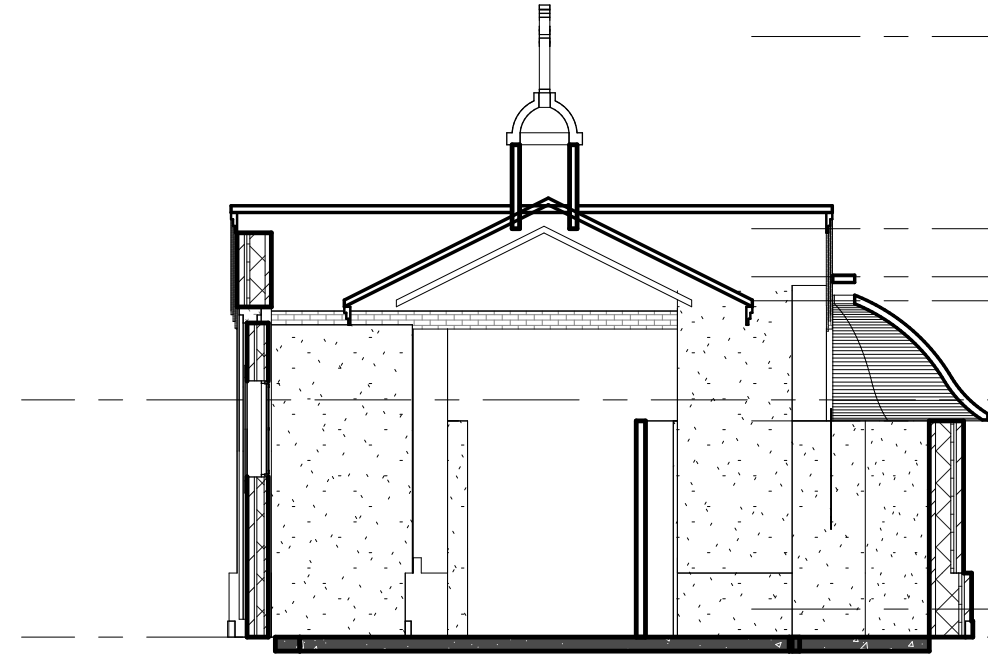


- TOP NAVE DOME
+54' - 2"
- CHURCH ROOF 3
+46' - 1"
- DOME WINDOW SILL
+36' - 0"
- CHURCH ENTRANCE ROOF
+33' - 4"
- NAVE ROOF1
+30' - 10 1/4"
- NAVE CEILING
+28' - 8"
- OCULUS ROOF
+25' - 0"
- NAVE ROOF
+17' - 0"
- HALL ROOF
+14' - 0"
- ARCADÉ WALLS
+14' - 0"
- LVL 2
+18' 6 1/2"
- ALTER LEVEL
+0' - 0"

2

BAPTISMAL SECTION

SCALE: 1/8" = 1'-0"

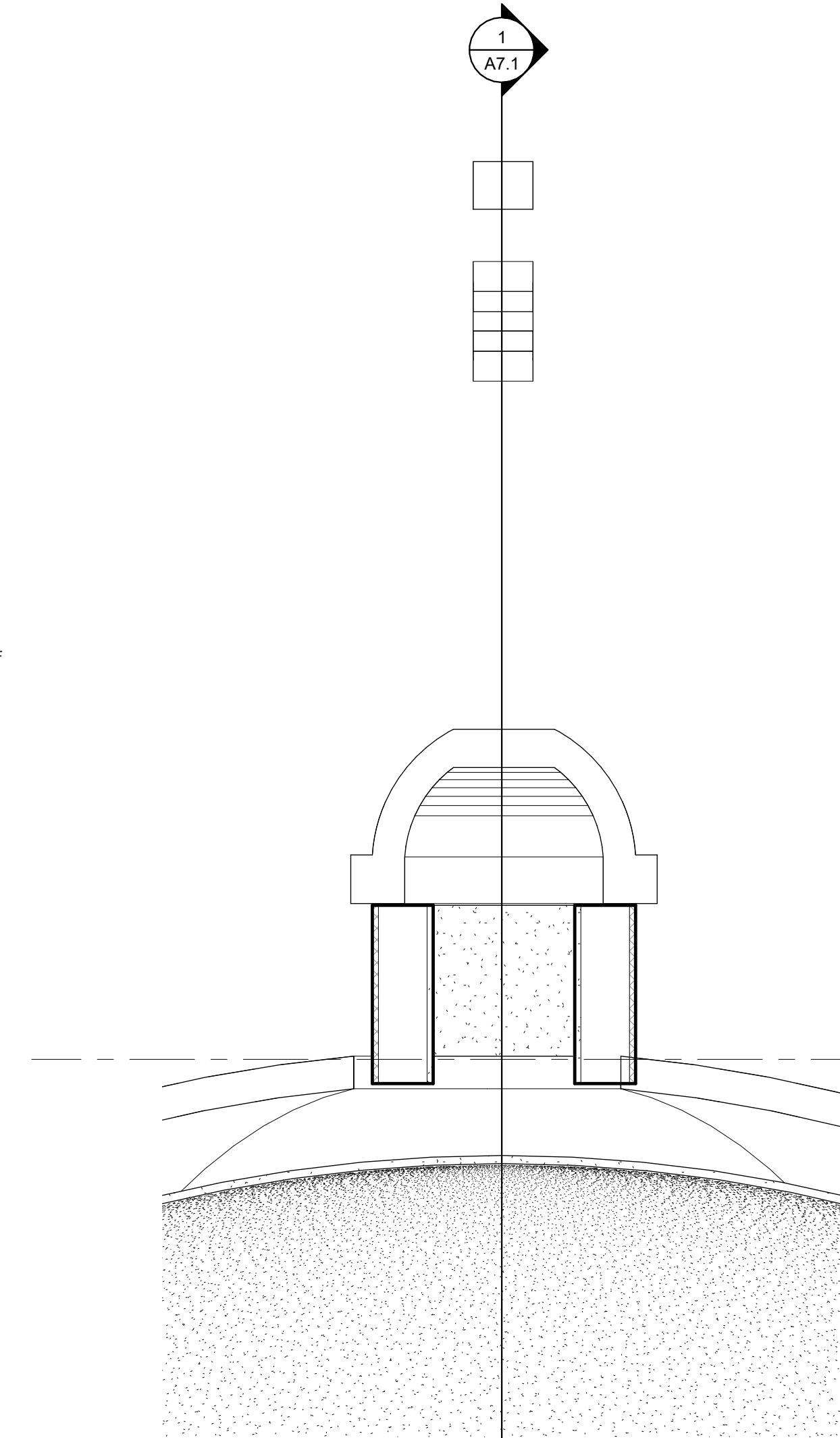


- CHURCH ENTRANCE ROOF
+33' - 4"
- NAVE ROOF1
+30' - 10 1/4"
- NAVE CEILING
+28' - 8"
- OCULUS ROOF
+25' - 0"
- NAVE ROOF
+17' - 0"
- HALL ROOF
+14' - 0"
- ARCADÉ WALLS
+14' - 0"
- LVL 2
+18' 6 1/2"
- ALTER LEVEL
+0' - 0"

3

CUPOLA

SCALE: 3/4" = 1'-0"



- TOP NAVE DOME
+54' - 2"

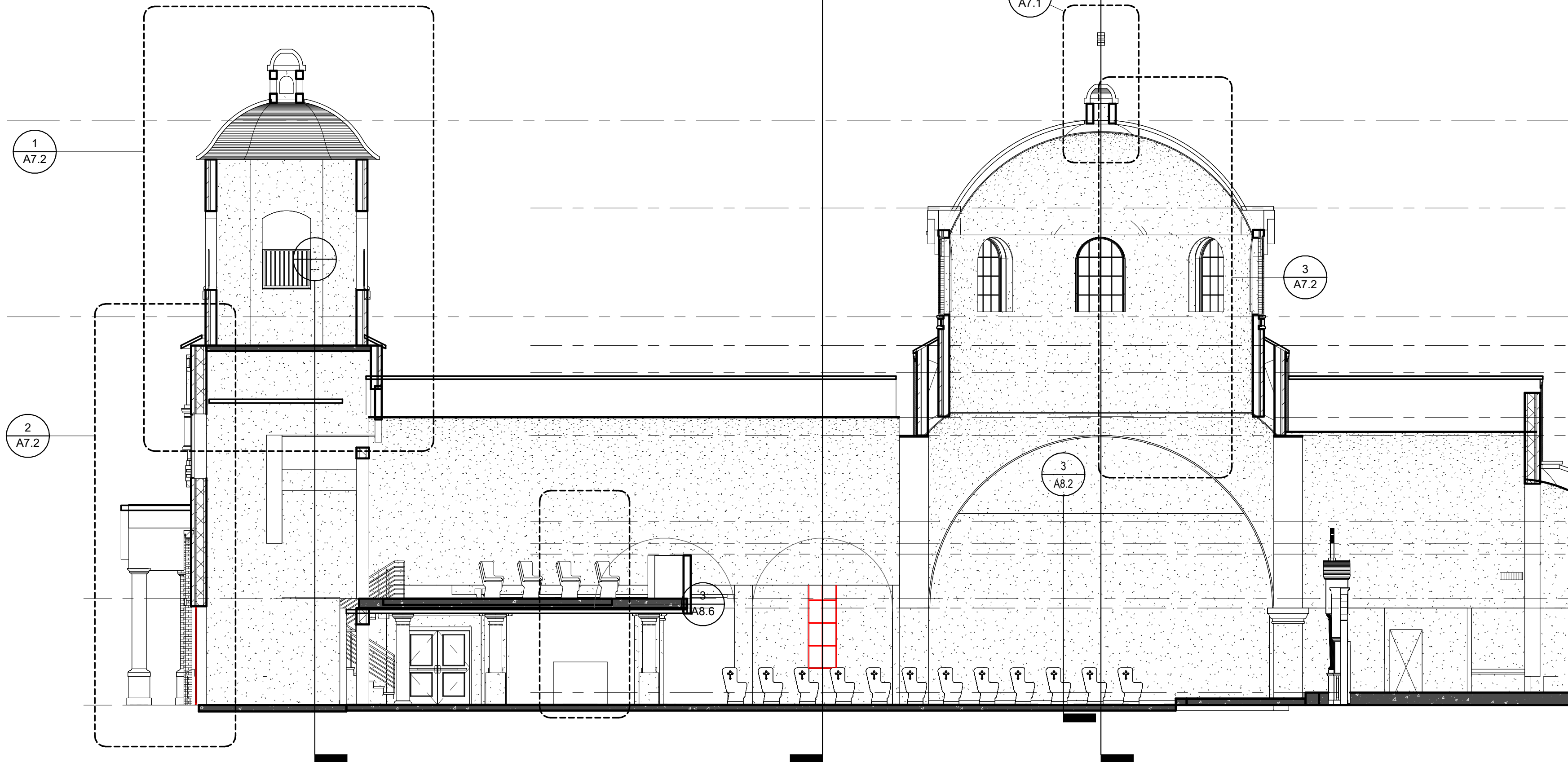
1
A7.2

2
A7.2

4

NAVE SECTION

SCALE: 1/8" = 1'-0"



- TOP NAVE DOME
+54' - 2"
- CHURCH ROOF 3
+46' - 1"
- DOME WINDOW SILL
+36' - 0"
- CHURCH ENTRANCE ROOF
+33' - 4"
- NAVE ROOF1
+30' - 10 1/4"
- NAVE CEILING
+28' - 8"
- OCULUS ROOF
+25' - 0"
- NAVE ROOF
+17' - 0"
- HALL ROOF
+14' - 0"
- ARCADÉ WALLS
+14' - 0"
- LVL 2
+18' 6 1/2"
- ALTER LEVEL
+0' - 0"

SOMDAL ASSOCIATES
ARCHITECTURE + INTERIOR DESIGN
333 TEXAS STREET, SUITE 1900 SHREVEPORT, LA 71101

This drawing and design is the property of Somdal Associates, L.L.C. They are submitted on the condition that they are not to be used, reproduced, or copied, in whole or part, or used for furnishing information to others, without prior written consent of Somdal Associates, L.L.C. All common law rights of copyright & otherwise are hereby specifically reserved.

NOT FOR CONSTRUCTION

NEW TEMPLE BUILDING FOR
ST. NICHOLAS ORTHODOX CHURCH
9100 Youree Dr, Shreveport, LA 71115

Date: 10/31/2025
REVISION DATE

Drawn by: LCM
Checked by: Checker
Project #: 2505
Sheet:

A7.1

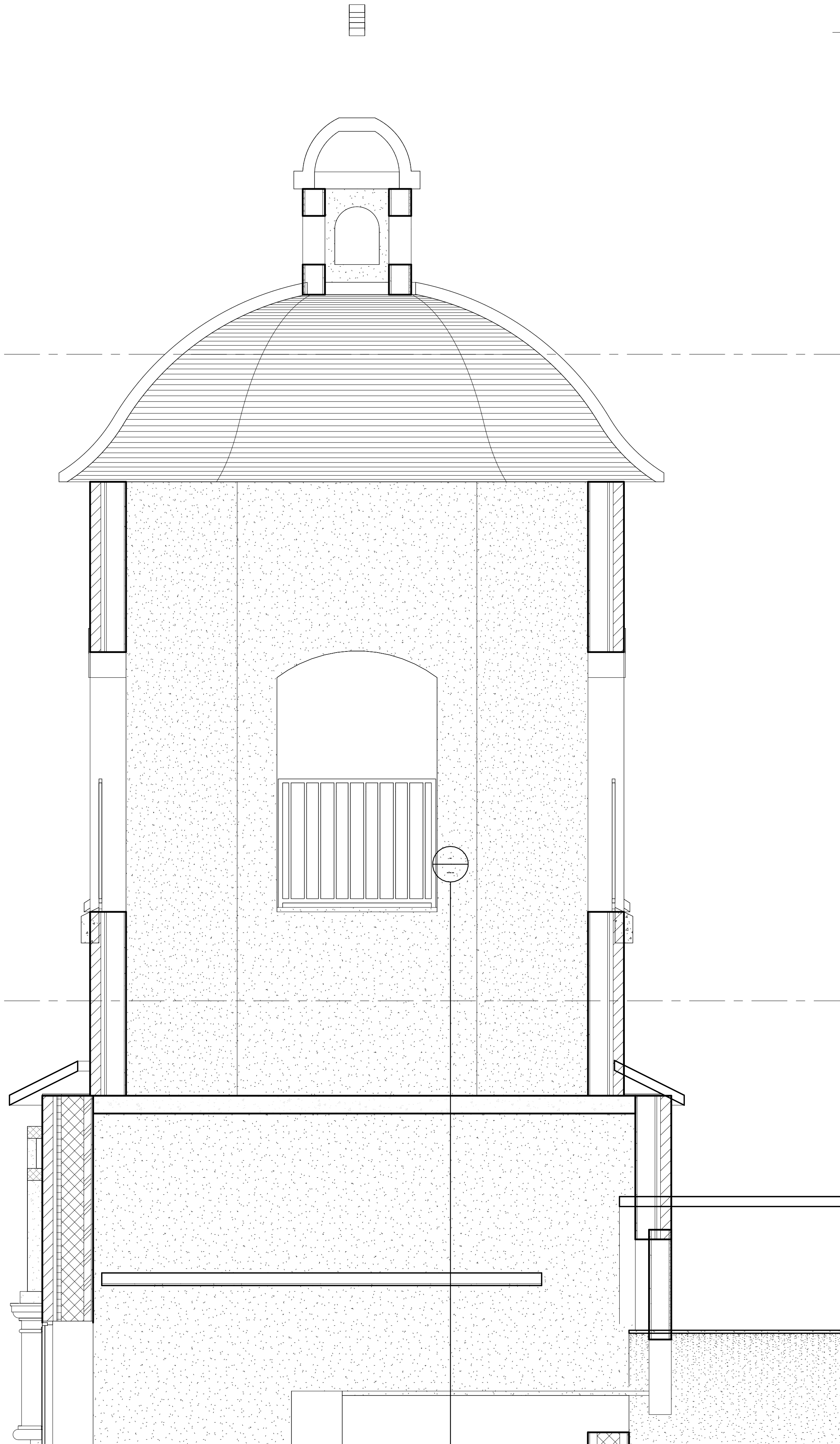
BUILDING SECTIONS

**PRELIMINARY
NOT FOR CONSTRUCTION**

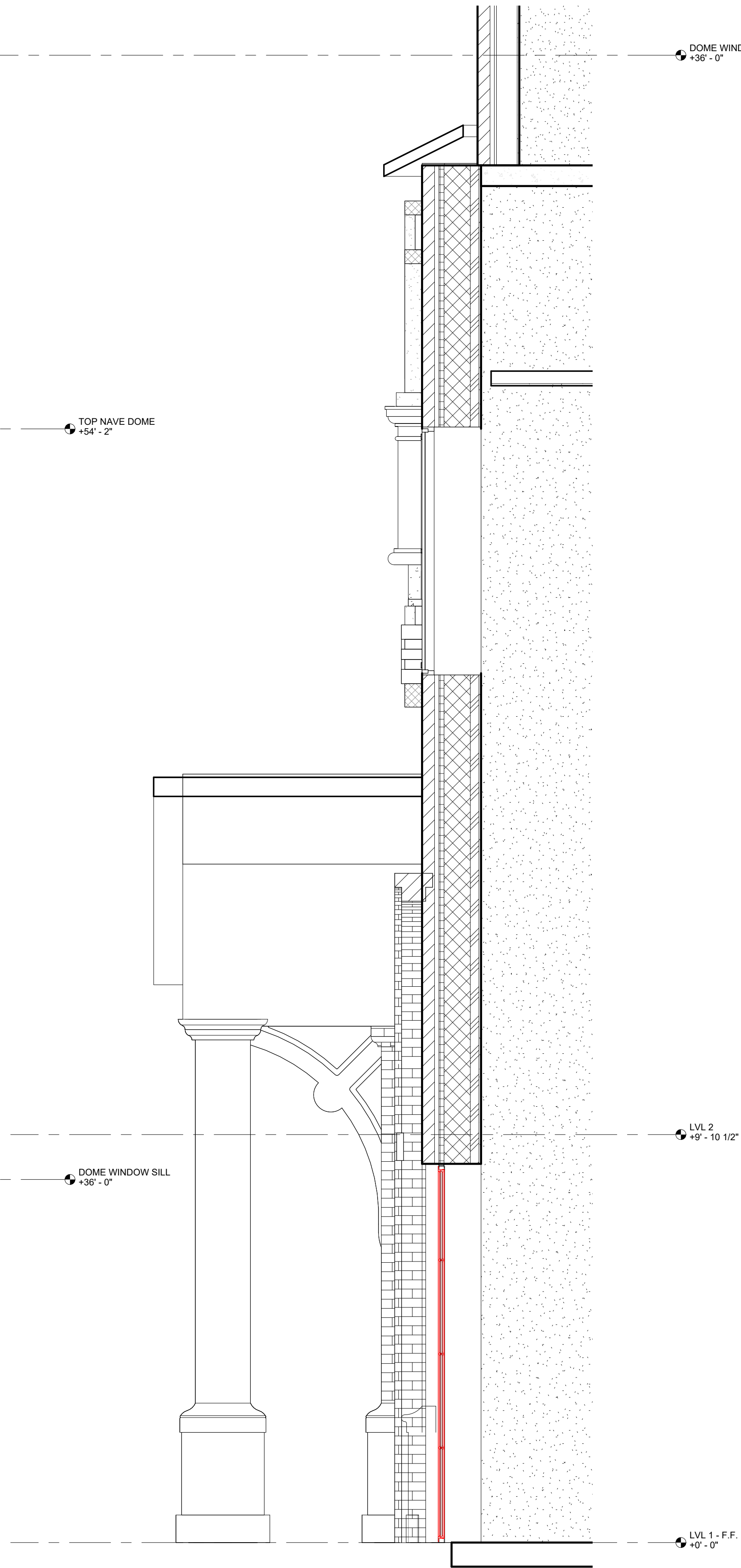
Autodesk Docs://2505 St. Nicholas Orthodox Church/2505 St.Nicholas_R24.rvt

12/4/2025 11:44:22 AM

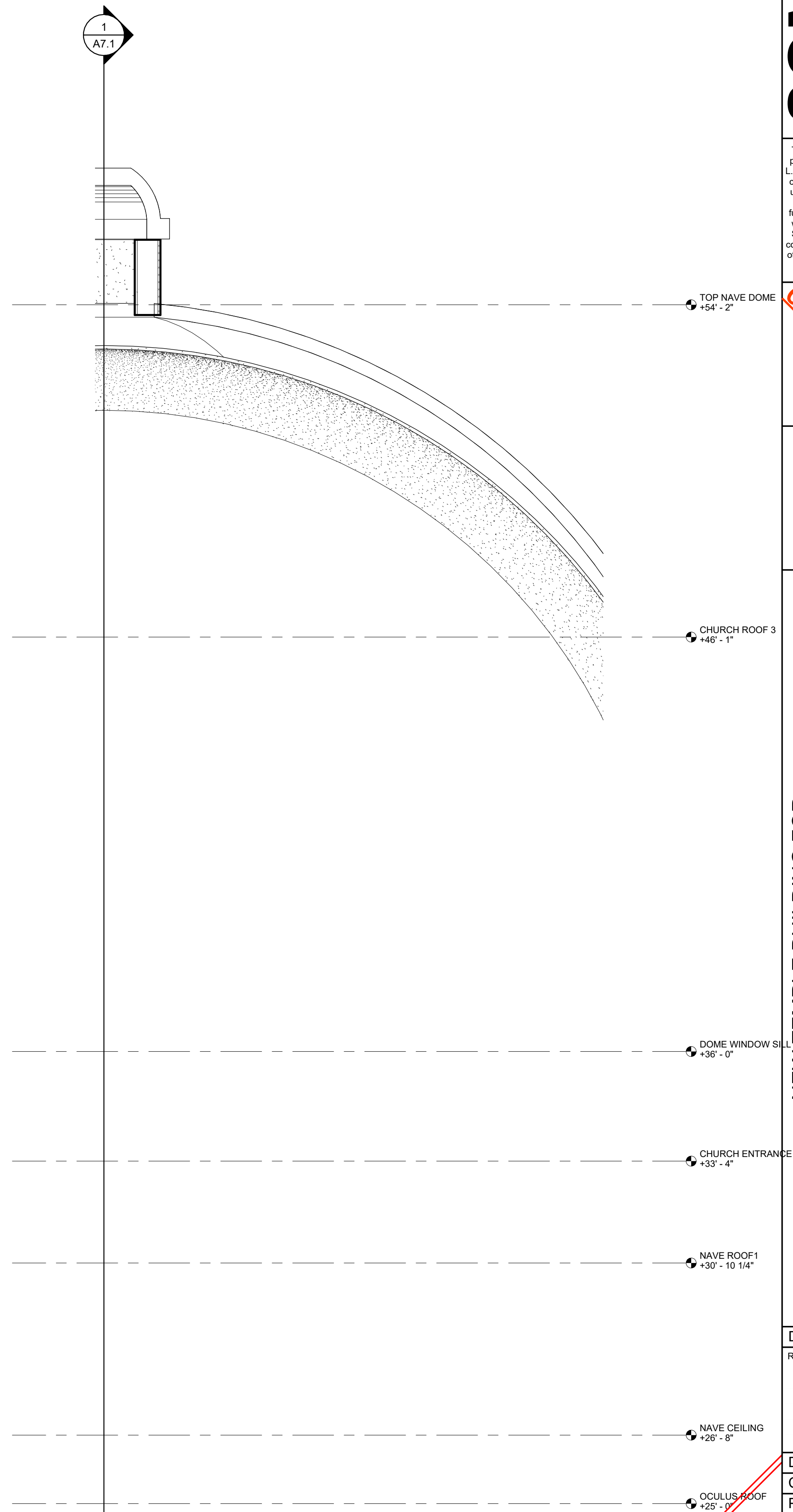
1 VESTIBULE TOWER TOP
SCALE: 1/2" = 1'-0"



2 VESTIBULE TOWER BASE
SCALE: 1/2" = 1'-0"



3 MAIN DOME SECTION
SCALE: 1/2" = 1'-0"



SOMDAL
ASSOCIATES
ARCHITECTURE + INTERIOR DESIGN
333 TEXAS STREET, SUITE 1900 SHREVEPORT, LA 71101

This drawing and design is the property of Somdal Associates, L.L.C. They are submitted on the condition that they are not to be used, reproduced, or copied, in whole or part, or used for furnishing information to others, without prior written consent of Somdal Associates, L.L.C. All common law rights of copyright & otherwise are hereby specifically reserved.

NOT FOR CONSTRUCTION

NEW TEMPLE BUILDING FOR
ST. NICHOLAS ORTHODOX CHURCH
9100 Youree Dr, Shreveport, LA 71115

Date: 10/31/2025
REVISION DATE

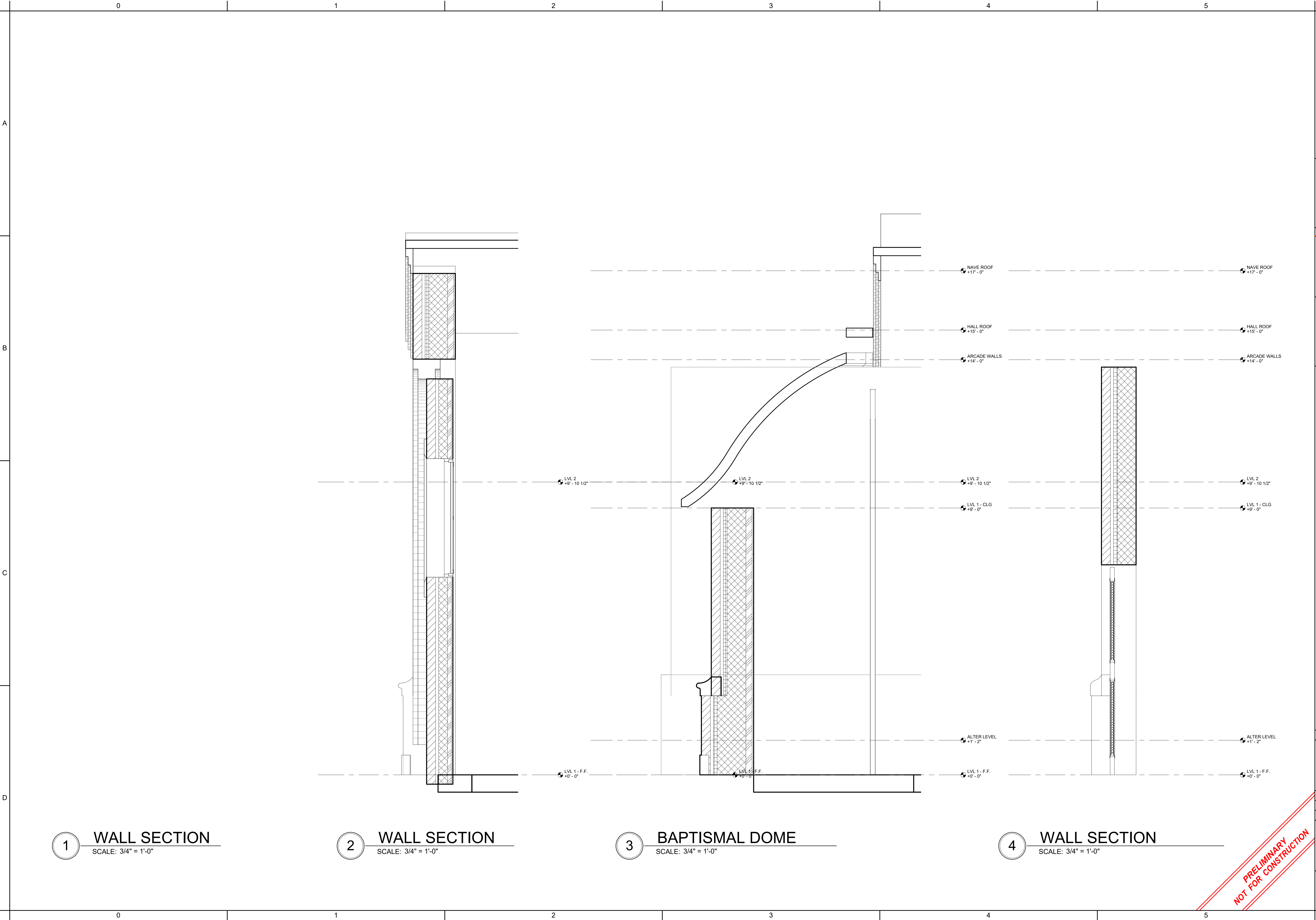
Drawn by: LCM
Checked by: Checker
Project #: 2505
Sheet:

A7.2

BUILDING
SECTIONS

PRELIMINARY
NOT FOR CONSTRUCTION

Autodesk Docs://2505 St. Nicholas Orthodox Church/2505 St.Nicholas_R24.rvt
12/4/2025 11:44:24 AM



1 WALL SECTION
SCALE: 3/4" = 1'-0"

2 WALL SECTION
SCALE: 3/4" = 1'-0"

3 BAPTISMAL DOME
SCALE: 3/4" = 1'-0"

4 WALL SECTION
SCALE: 3/4" = 1'-0"

SOMDAL ASSOCIATES
ARCHITECTURE + INTERIOR DESIGN
333 TEXAS STREET, SUITE 1900 SHREVEPORT, LA 71101

This drawing and design is the property of Somdal Associates, L.L.C. They are submitted on the condition that they are not to be used, reproduced, or copied, in whole or part, or used for furnishing information to others, without prior written consent of Somdal Associates, L.L.C. All common law rights of copyright & otherwise are hereby specifically reserved.

NOT FOR CONSTRUCTION

NEW TEMPLE BUILDING FOR
ST. NICHOLAS ORTHODOX CHURCH
9100 Youree Dr, Shreveport, LA 71115

Date: 10/31/2025
REVISION DATE

Drawn by: LCM
Checked by: Checker
Project #: 2505
Sheet:

A8.1

WALL SECTIONS

**PRELIMINARY
NOT FOR CONSTRUCTION**

Autodesk Docs://2505 St. Nicholas Orthodox Church/2505 St.Nicholas_R24.rvt

12/4/2025 11:44:25 AM

1

Typical Section at Nave Window

SCALE: 3/4" = 1'-0"

2

TRANSEPT EXIT

SCALE: 3/4" = 1'-0"

3

TRANSEPT WALL SECTION

SCALE: 3/4" = 1'-0"

PRELIMINARY
NOT FOR CONSTRUCTION

SOMDAL
ASSOCIATES
ARCHITECTURE + INTERIOR DESIGN
333 TEXAS STREET, SUITE 1900 SHREVEPORT, LA 71101

This drawing and design is the property of Somdal Associates, L.L.C. They are submitted on the condition that they are not to be used, reproduced, or copied, in whole or part, or used for furnishing information to others, without prior written consent of Somdal Associates, L.L.C. All common law rights of copyright & otherwise are hereby specifically reserved.

NOT FOR
CONSTRUCTION

NEW TEMPLE BUILDING FOR
ST. NICHOLAS ORTHODOX CHURCH
9100 Youree Dr, Shreveport, LA 71115

Date: 10/31/2025
REVISION DATE

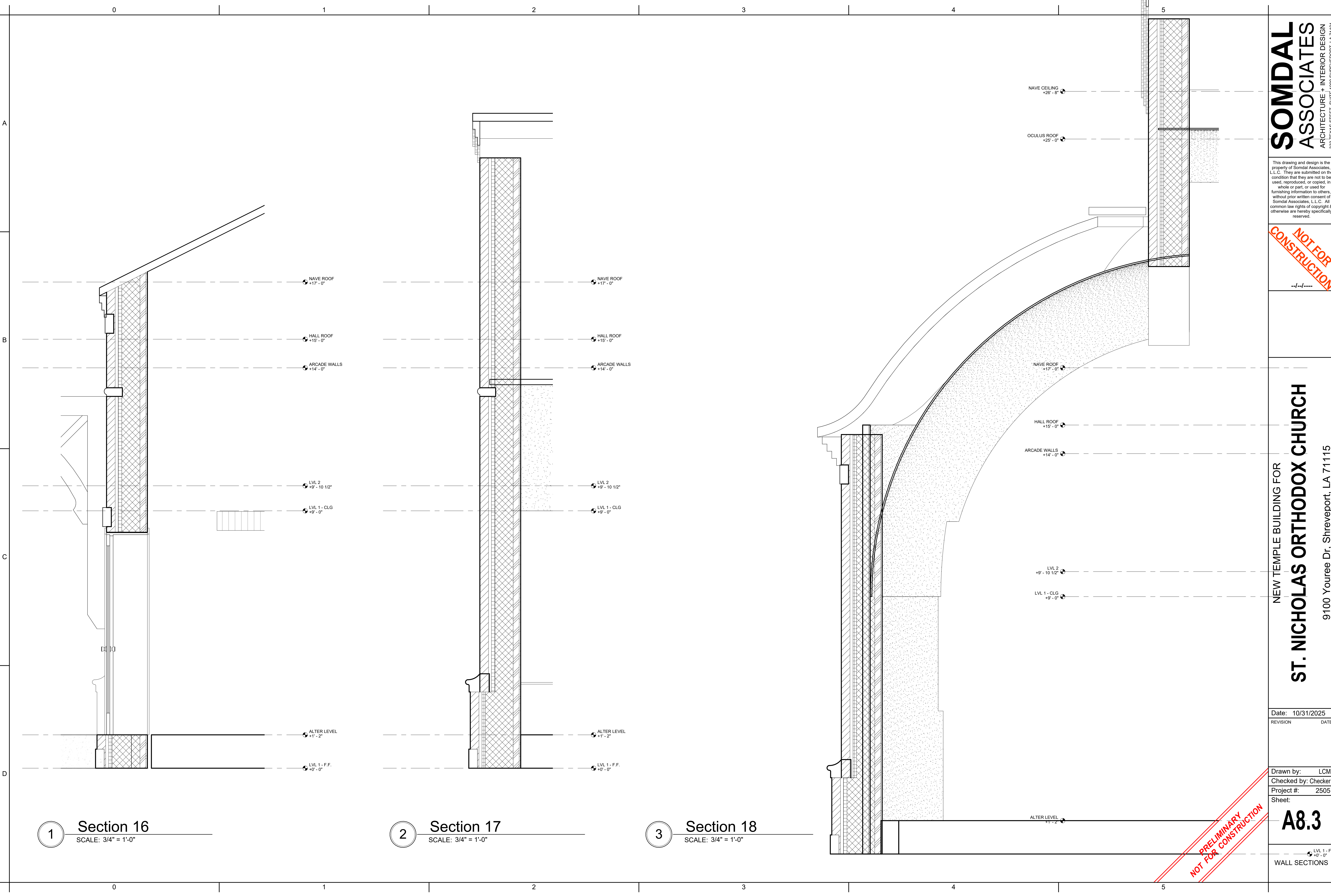
Drawn by: LCM
Checked by: Checker
Project #: 2505
Sheet:

A8.2

WALL SECTIONS

Autodesk Docs://2505 St. Nicholas Orthodox Church/2505 St. Nicholas_R24.rvt

12/4/2025 11:44:27 AM



1 Section 16
SCALE: 3/4" = 1'-0"

2 Section 17
SCALE: 3/4" = 1'-0"

3 Section 18
SCALE: 3/4" = 1'-0"

SOMDAL ASSOCIATES
ARCHITECTURE + INTERIOR DESIGN
333 TEXAS STREET, SUITE 1900 SHREVEPORT, LA 71101

This drawing and design is the property of Somdal Associates, L.L.C. They are submitted on the condition that they are not to be used, reproduced, or copied, in whole or part, or used for furnishing information to others, without prior written consent of Somdal Associates, L.L.C. All common law rights of copyright & otherwise are hereby specifically reserved.

NOT FOR CONSTRUCTION

NEW TEMPLE BUILDING FOR
ST. NICHOLAS ORTHODOX CHURCH
9100 Youree Dr, Shreveport, LA 71115

Date: 10/31/2025
REVISION DATE

Drawn by: LCM
Checked by: Checker
Project #: 2505
Sheet:

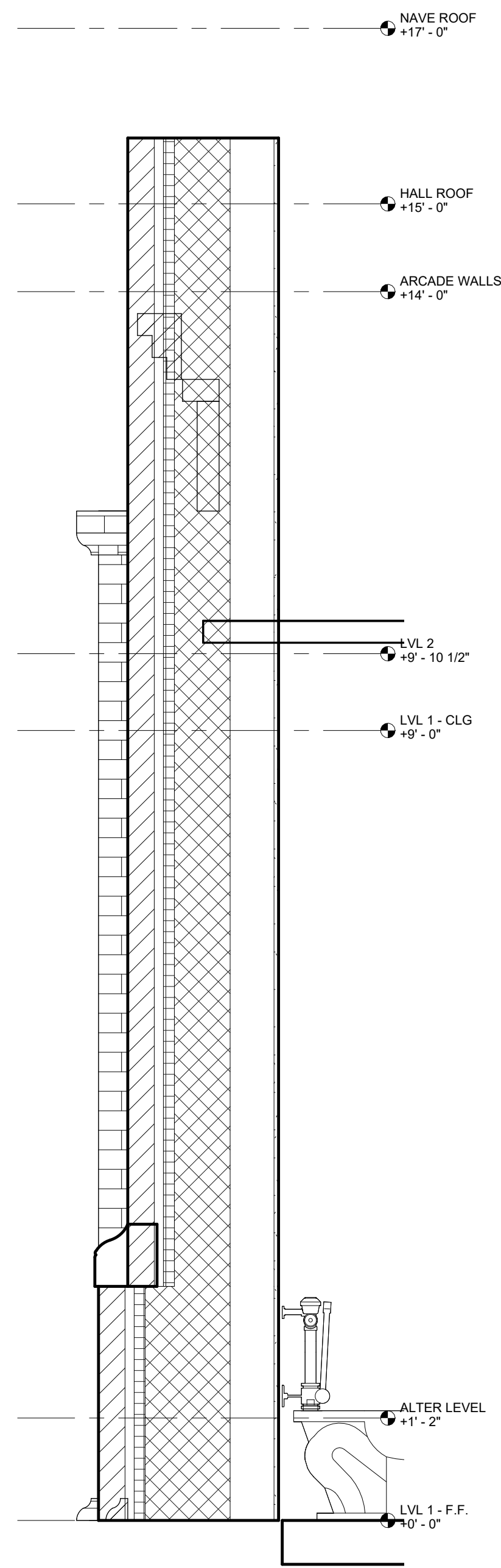
A8.3

WALL SECTIONS

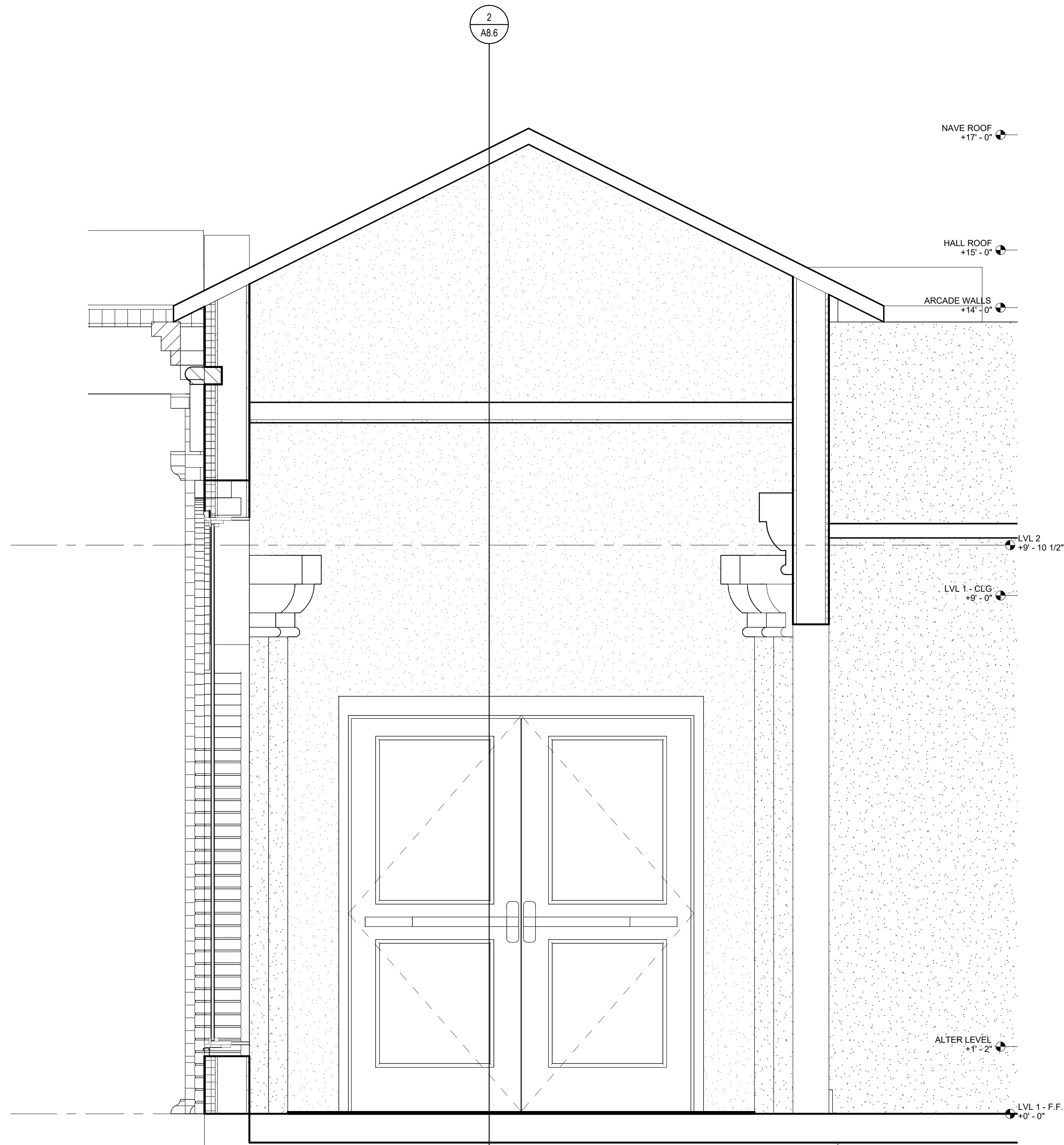
**PRELIMINARY
NOT FOR CONSTRUCTION**

Autodesk Docs://2505 St. Nicholas Orthodox Church/2505 St.Nicholas_R24.rvt
12/4/2025 11:44:29 AM

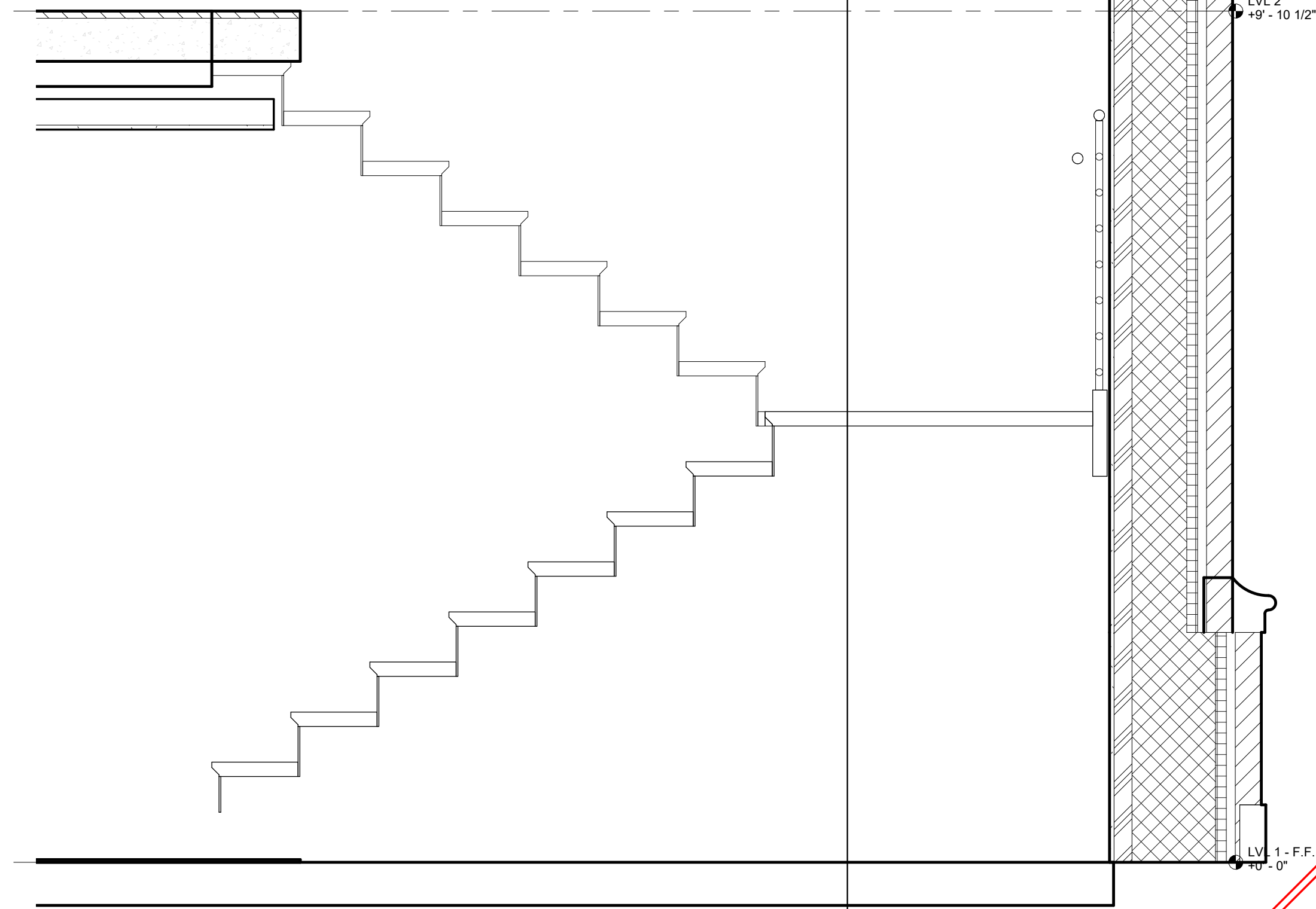
1 Section 19
SCALE: 3/4" = 1'-0"



2 Section 7
SCALE: 3/4" = 1'-0"



3 STAIR SECTION
SCALE: 3/4" = 1'-0"



SOMDAL ASSOCIATES
ARCHITECTURE + INTERIOR DESIGN
333 TEXAS STREET, SUITE 1900 SHREVEPORT, LA 71101

This drawing and design is the property of Somdal Associates, L.L.C. They are submitted on the condition that they are not to be used, reproduced, or copied, in whole or part, or used for furnishing information to others, without prior written consent of Somdal Associates, L.L.C. All common law rights of copyright & otherwise are hereby specifically reserved.

NOT FOR CONSTRUCTION

NEW TEMPLE BUILDING FOR
ST. NICHOLAS ORTHODOX CHURCH
9100 Youree Dr, Shreveport, LA 71115

Date: 10/31/2025
REVISION DATE

Drawn by: LCM
Checked by: Checker
Project #: 2505
Sheet:

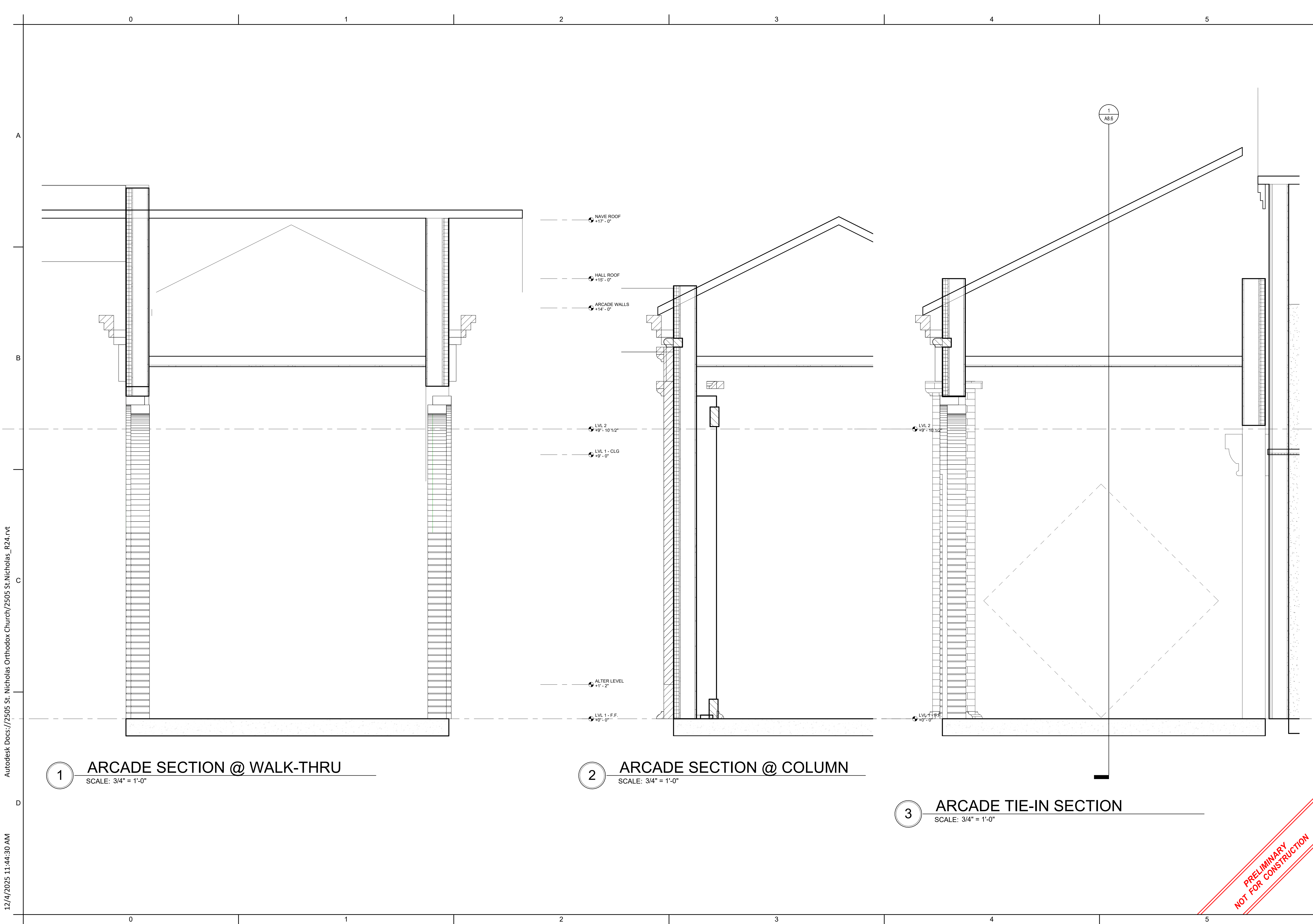
A8.4

WALL SECTIONS

**PRELIMINARY
NOT FOR CONSTRUCTION**

Autodesk Docs://2505 St. Nicholas Orthodox Church/2505 St.Nicholas_R24.rvt
12/4/2025 11:44:30 AM

A
B
C
D



SOMDAL ASSOCIATES
ARCHITECTURE + INTERIOR DESIGN
333 TEXAS STREET, SUITE 1900 SHREVEPORT, LA 71101

This drawing and design is the property of Somdal Associates, L.L.C. They are submitted on the condition that they are not to be used, reproduced, or copied, in whole or part, or used for furnishing information to others, without prior written consent of Somdal Associates, L.L.C. All common law rights of copyright & otherwise are hereby specifically reserved.

NOT FOR CONSTRUCTION

NEW TEMPLE BUILDING FOR
ST. NICHOLAS ORTHODOX CHURCH
9100 Youree Dr, Shreveport, LA 71115

Date: 10/31/2025
REVISION DATE

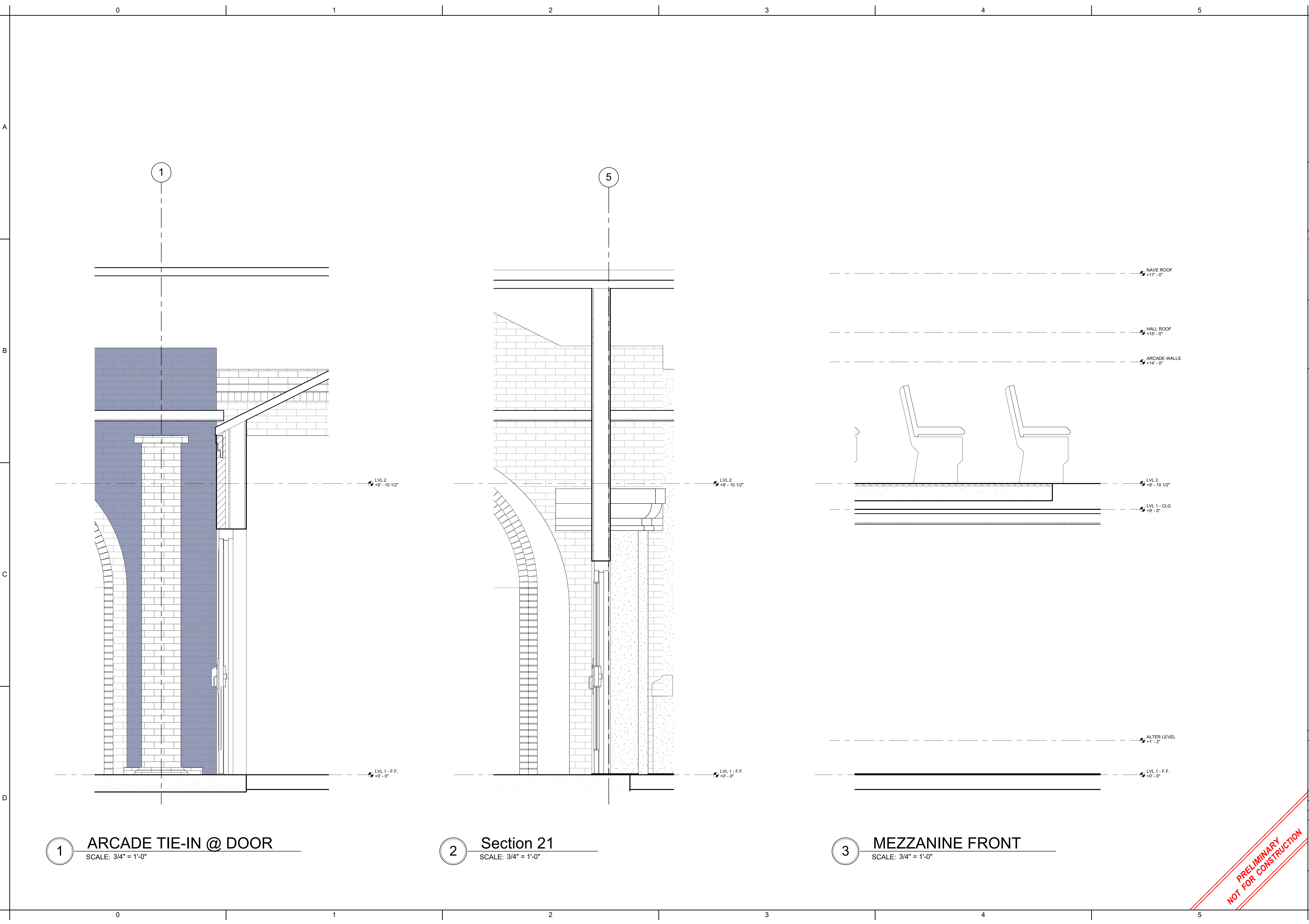
Drawn by: LCM
Checked by: Checker
Project #: 2505
Sheet:

A8.5

WALL SECTIONS

**PRELIMINARY
NOT FOR CONSTRUCTION**

Autodesk Docs://2505 St. Nicholas Orthodox Church/2505 St.Nicholas_R24.rvt
12/4/2025 11:44:31 AM



1 ARCADE TIE-IN @ DOOR
SCALE: 3/4" = 1'-0"

2 Section 21
SCALE: 3/4" = 1'-0"

3 MEZZANINE FRONT
SCALE: 3/4" = 1'-0"

SOMDAL ASSOCIATES
ARCHITECTURE + INTERIOR DESIGN
333 TEXAS STREET, SUITE 1900 SHREVEPORT, LA 71101

This drawing and design is the property of Somdal Associates, L.L.C. They are submitted on the condition that they are not to be used, reproduced, or copied, in whole or part, or used for furnishing information to others, without prior written consent of Somdal Associates, L.L.C. All common law rights of copyright & otherwise are hereby specifically reserved.

NOT FOR CONSTRUCTION

NEW TEMPLE BUILDING FOR
ST. NICHOLAS ORTHODOX CHURCH
9100 Youree Dr, Shreveport, LA 71115

Date: 10/31/2025
REVISION DATE

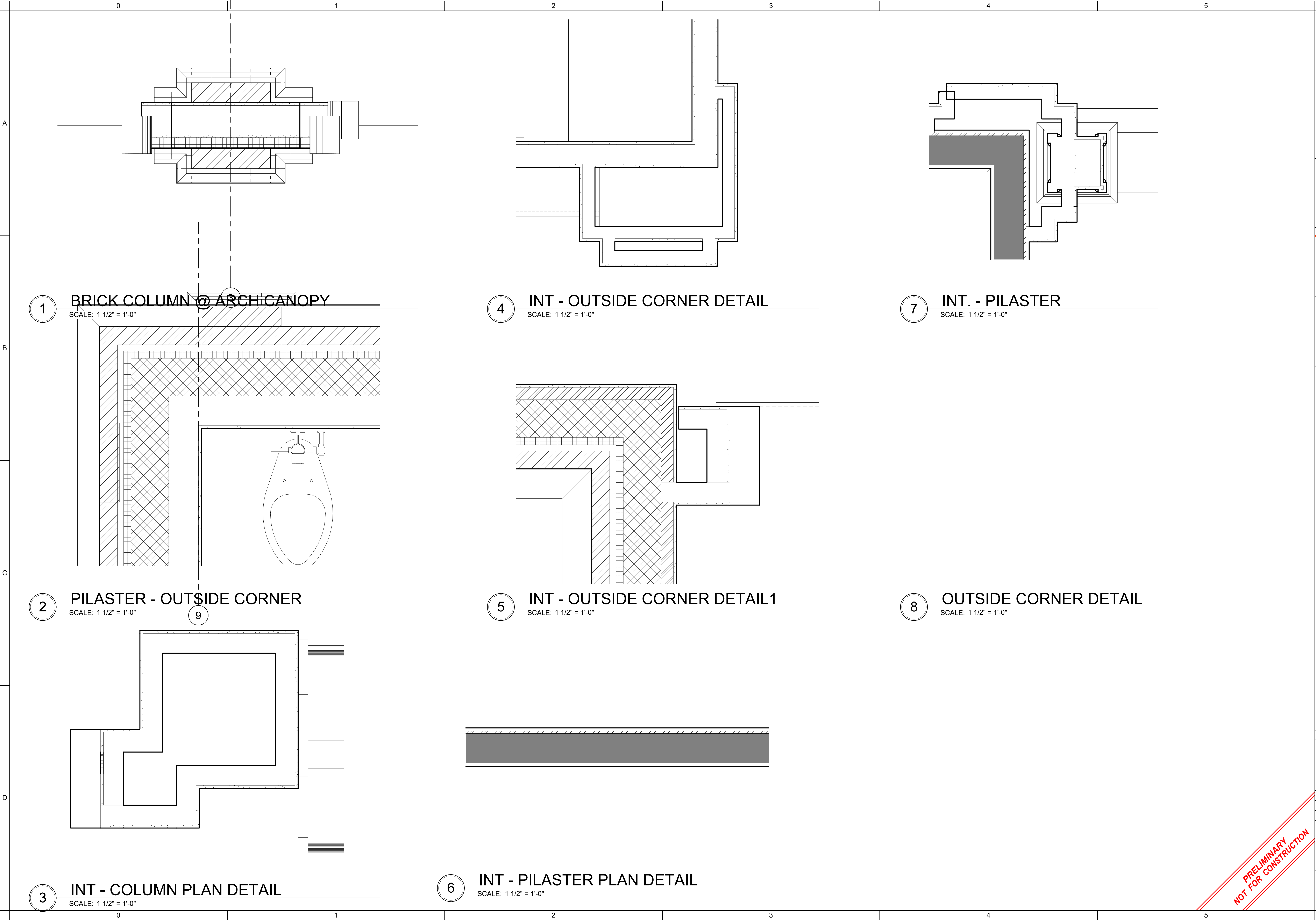
Drawn by: LCM
Checked by: Checker
Project #: 2505
Sheet:

A8.6

WALL SECTIONS

**PRELIMINARY
NOT FOR CONSTRUCTION**

Autodesk Docs://2505 St. Nicholas Orthodox Church/2505 St.Nicholas_R24.rvt
12/4/2025 11:44:33 AM



SOMDAL ASSOCIATES
ARCHITECTURE + INTERIOR DESIGN
333 TEXAS STREET, SUITE 1900 SHREVEPORT, LA 71101

This drawing and design is the property of Somdal Associates, L.L.C. They are submitted on the condition that they are not to be used, reproduced, or copied, in whole or part, or used for furnishing information to others, without prior written consent of Somdal Associates, L.L.C. All common law rights of copyright & otherwise are hereby specifically reserved.

NOT FOR CONSTRUCTION

NEW TEMPLE BUILDING FOR
ST. NICHOLAS ORTHODOX CHURCH
9100 Youree Dr, Shreveport, LA 71115

Date: 10/31/2025
REVISION DATE

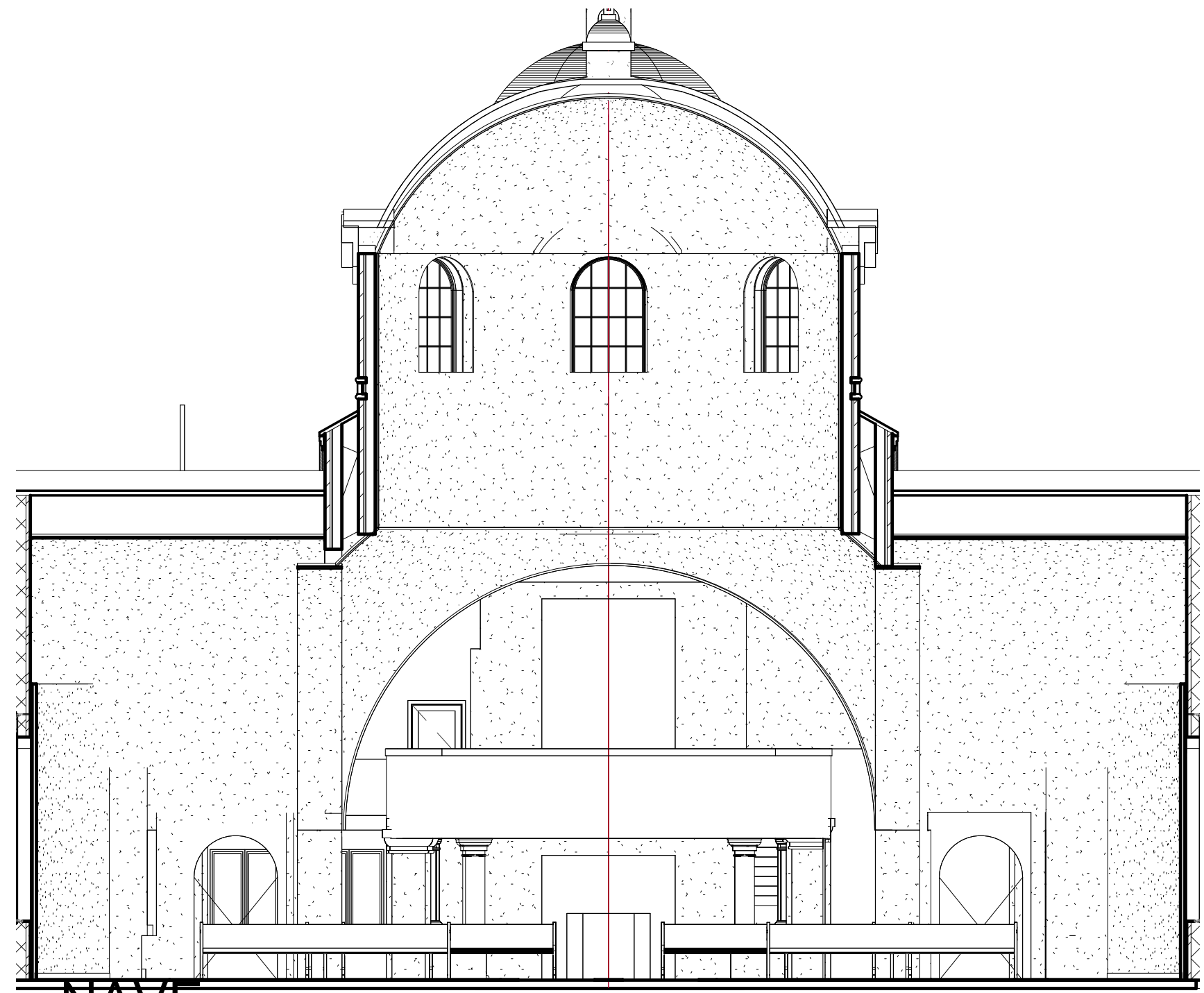
Drawn by: LCM / EBW
Checked by: Checker
Project #: 2505
Sheet:

A9.1

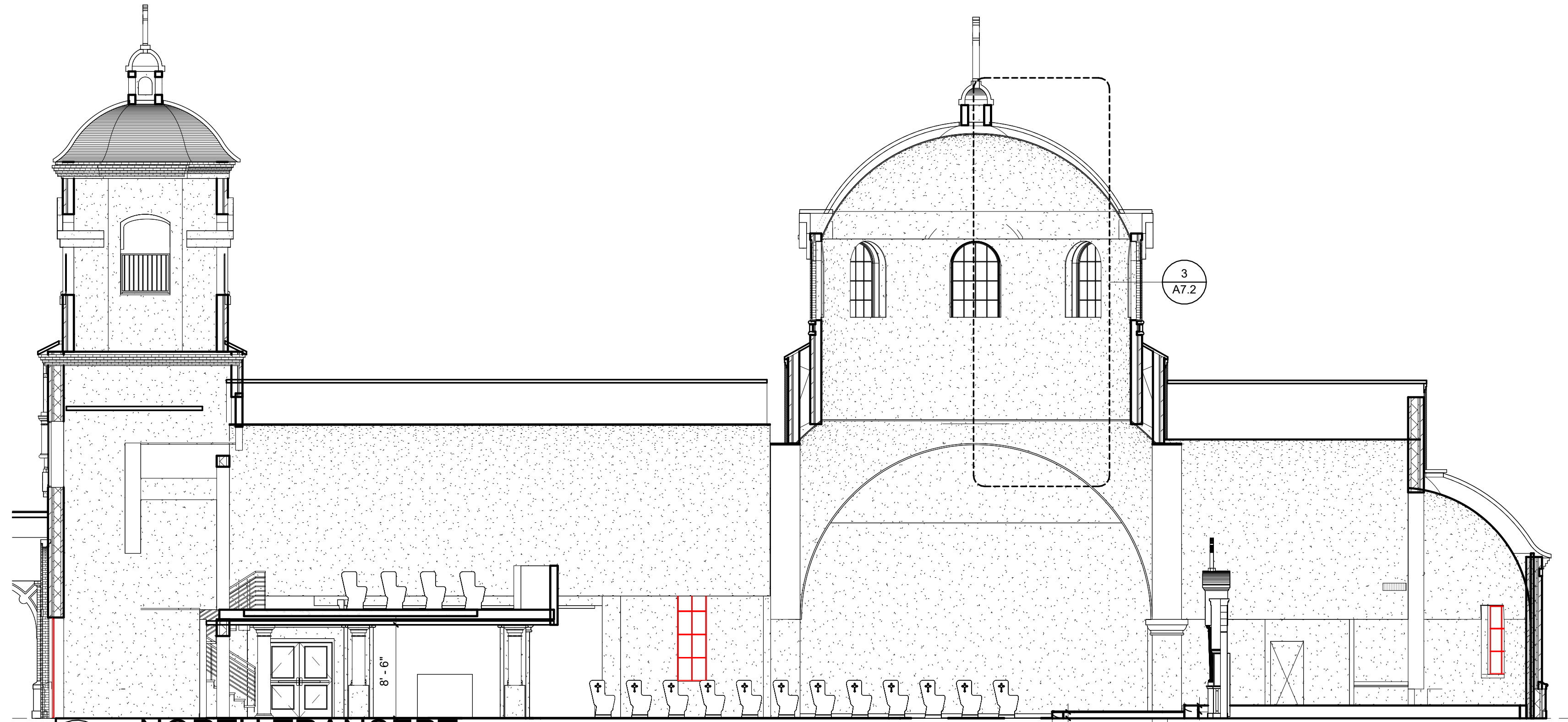
ENLARGED DETAILS

**PRELIMINARY
NOT FOR CONSTRUCTION**

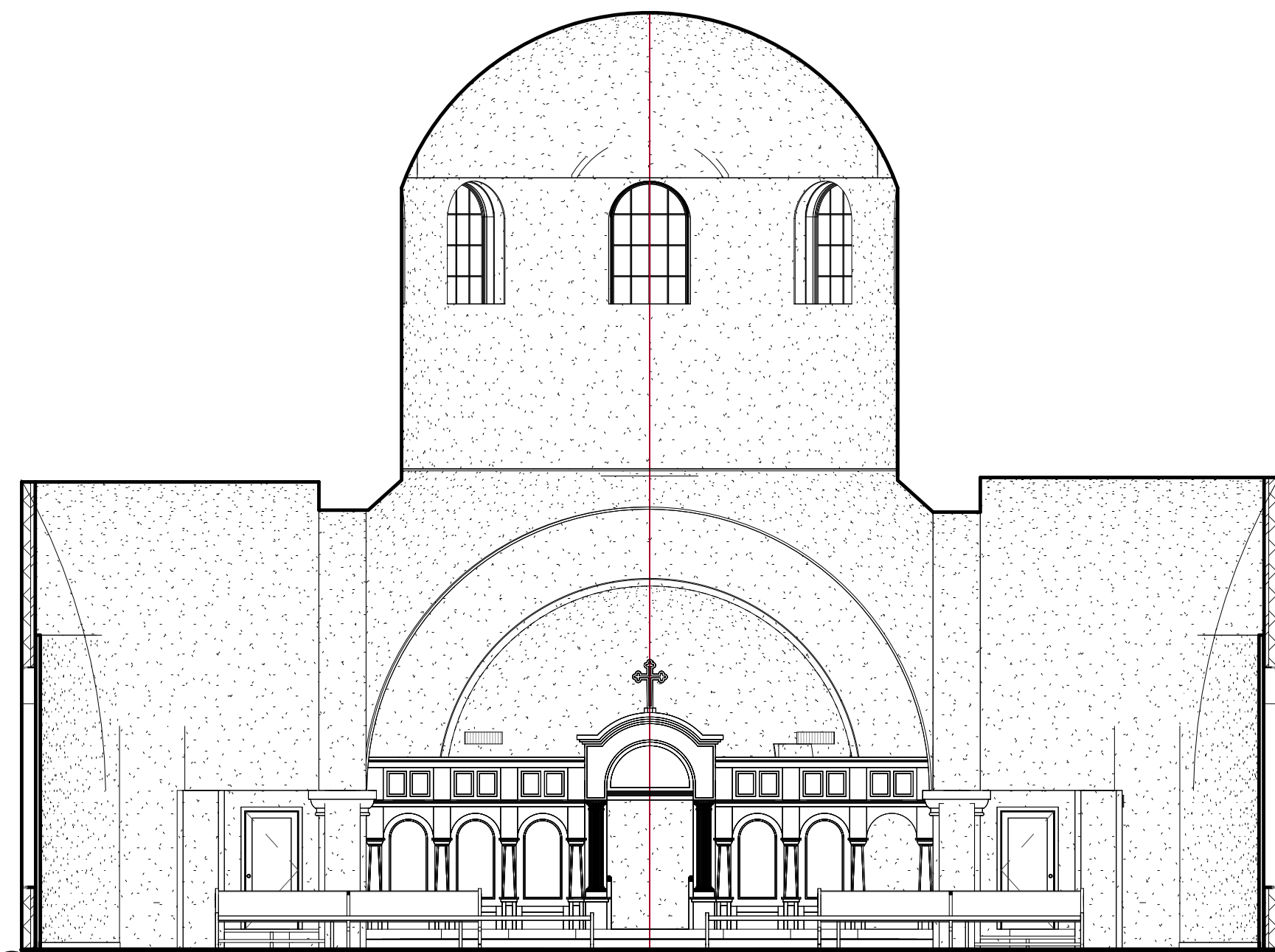
Autodesk Docs://2505 St. Nicholas Orthodox Church/2505 St.Nicholas_R24.rvt
12/4/2025 11:44:37 AM



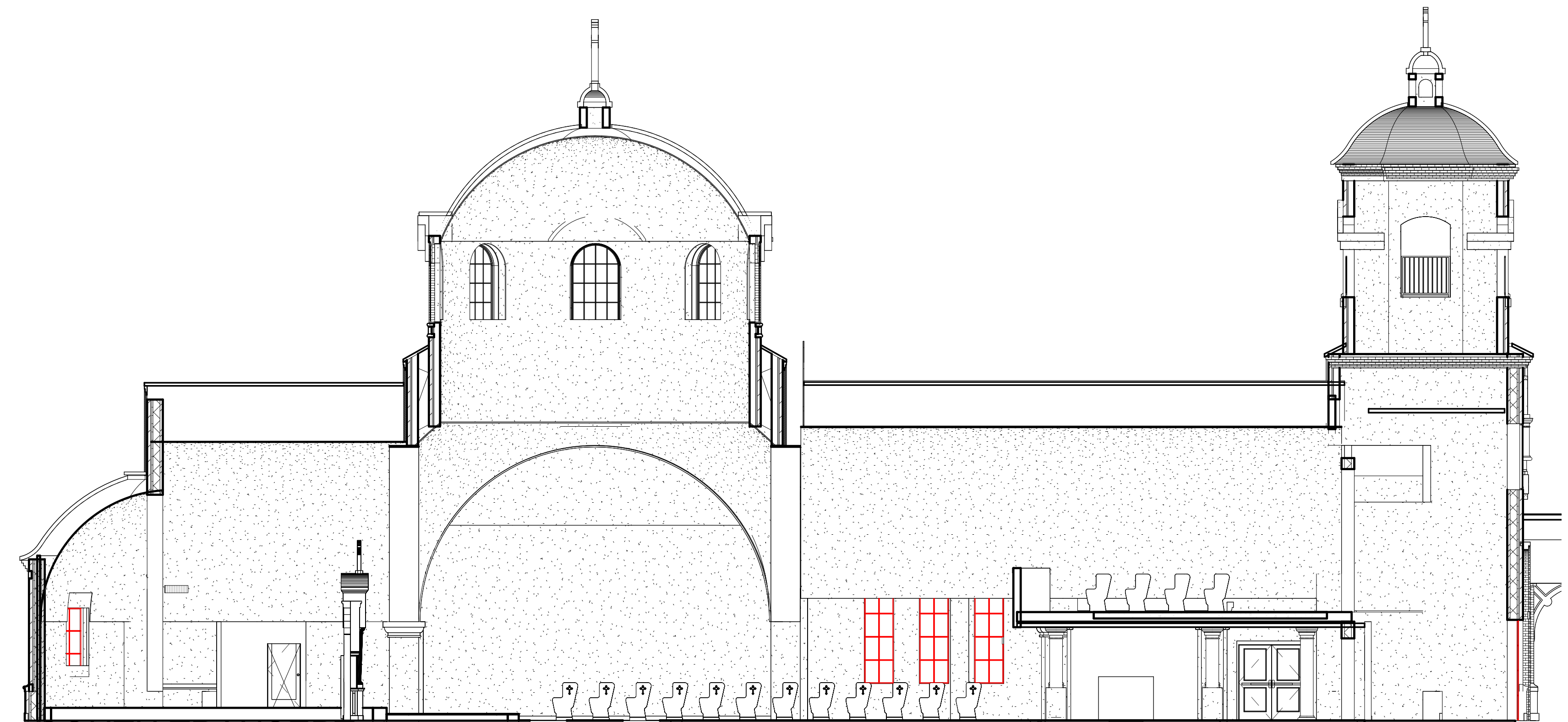
1
SCALE: 1/8" = 1'-0"



2
SCALE: 1/8" = 1'-0"



3
SCALE: 1/8" = 1'-0"



4
SCALE: 1/8" = 1'-0"

SOMDAL
ASSOCIATES
ARCHITECTURE + INTERIOR DESIGN
333 TEXAS STREET, SUITE 1900 SHREVEPORT, LA 71101

This drawing and design is the property of Somdal Associates, L.L.C. They are submitted on the condition that they are not to be used, reproduced, or copied, in whole or part, or used for furnishing information to others, without prior written consent of Somdal Associates, L.L.C. All common law rights of copyright & otherwise are hereby specifically reserved.

NOT FOR CONSTRUCTION

NEW TEMPLE BUILDING FOR
ST. NICHOLAS ORTHODOX CHURCH
9100 Youree Dr, Shreveport, LA 71115

Date: 10/31/2025
REVISION DATE

Drawn by: EBW
Checked by: Checker
Project #: 2505
Sheet:

A10.1

INTERIOR
ELEVATIONS

PRELIMINARY
NOT FOR CONSTRUCTION



Autodesk Docs://2505 St. Nicholas Orthodox Church/2505 St.Nicholas_R24.rvt
12/4/2025 11:44:38 AM

SOMDAL ASSOCIATES
ARCHITECTURE + INTERIOR DESIGN
335 TEXAS STREET, SUITE 1900 SHREVEPORT, LA 71101

This drawing and design is the property of Somdal Associates, L.L.C. They are submitted on the condition that they are not to be used, reproduced, or copied, in whole or part, or used for furnishing information to others, without prior written consent of Somdal Associates, L.L.C. All common law rights of copyright & otherwise are hereby specifically reserved.

NOT FOR CONSTRUCTION

--/--/----

NEW TEMPLE BUILDING FOR
ST. NICHOLAS ORTHODOX CHURCH
9100 Youree Dr, Shreveport, LA 71115

| | |
|----------|------------|
| Date: | 10/31/2025 |
| REVISION | DATE |

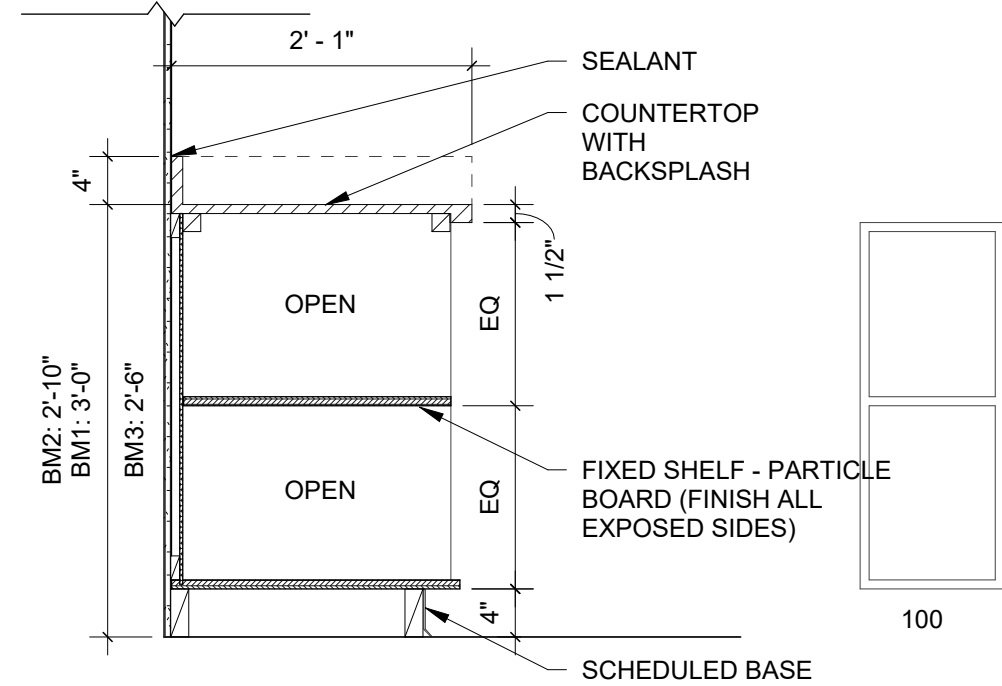
| | |
|-------------|---------|
| Drawn by: | EBW |
| Checked by: | Checker |
| Project #: | 2505 |
| Sheet: | |

A11.1

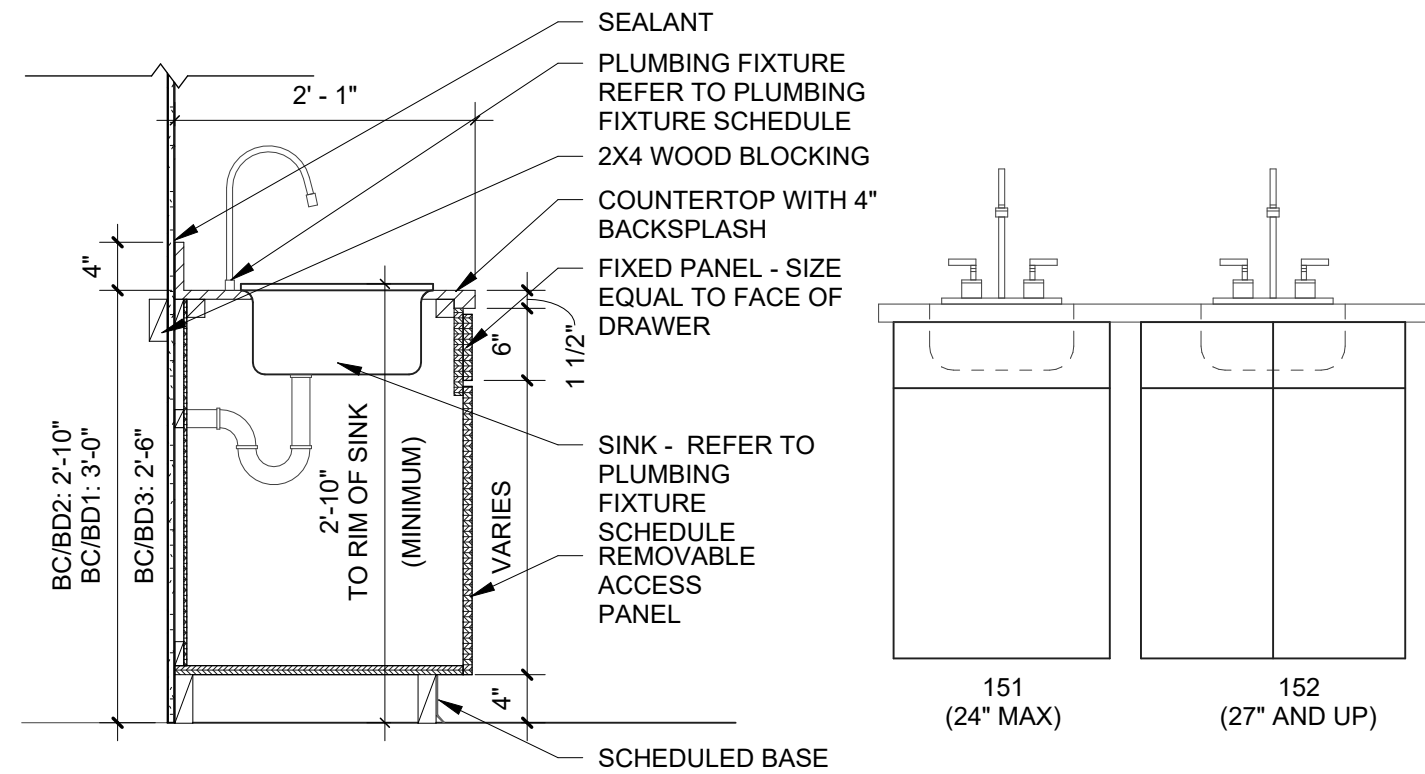
MILLWORK
DETAILS

**PRELIMINARY
NOT FOR CONSTRUCTION**

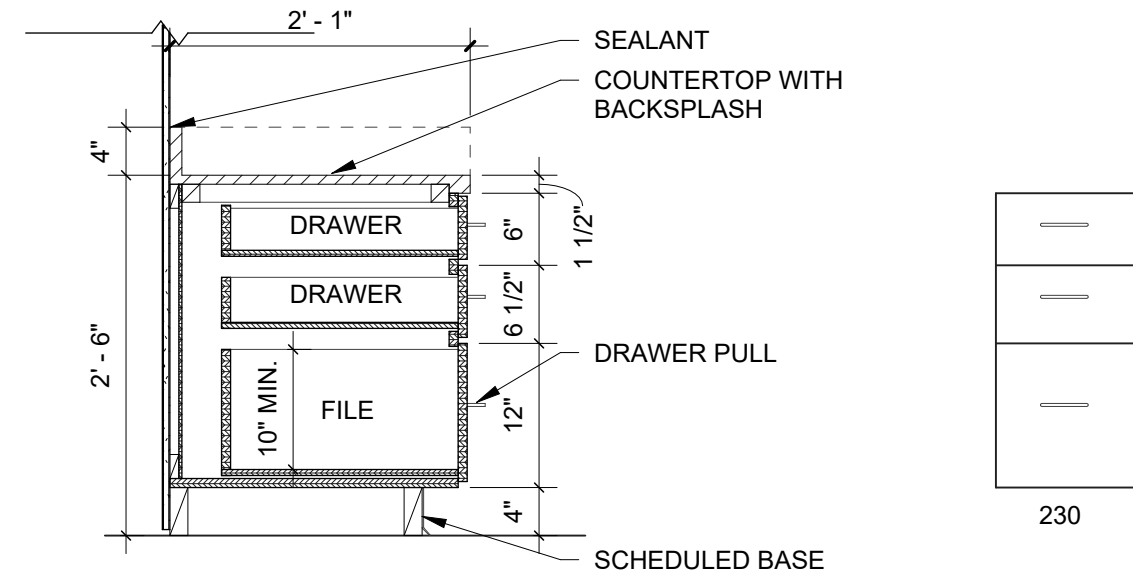
Autodesk Docs://2505 St. Nicholas Orthodox Church/2505 St.Nicholas_R24.rvt
12/4/2025 11:44:41 AM



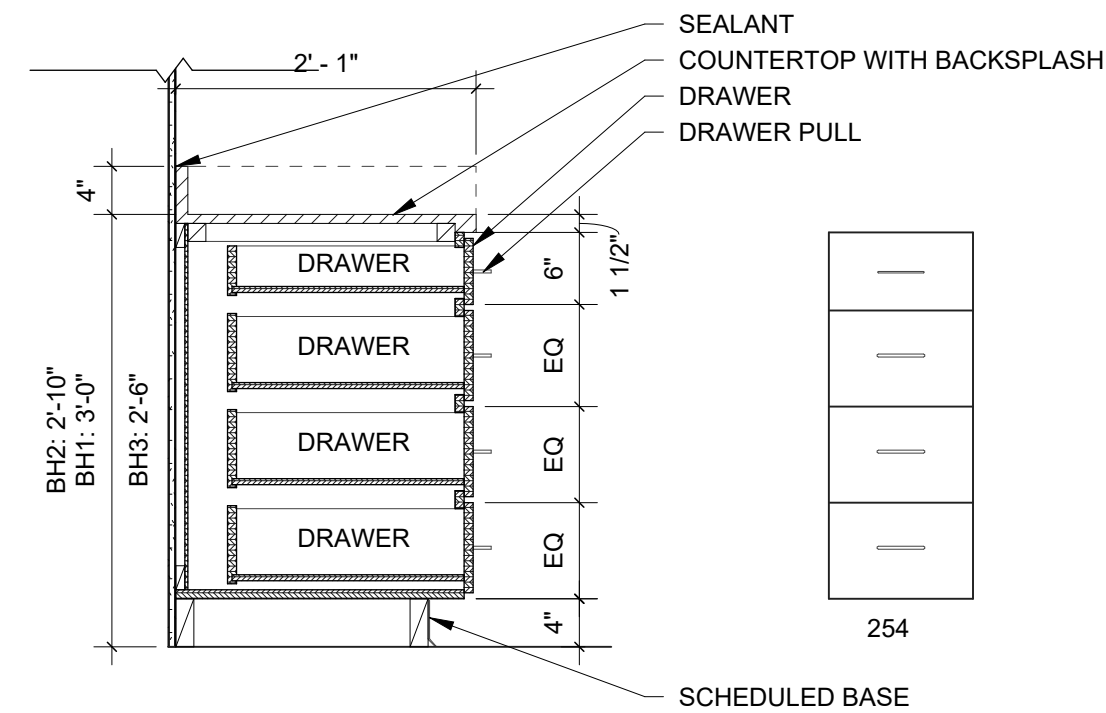
1 CASEWORK SECTION
SCALE: 3/4" = 1'-0"



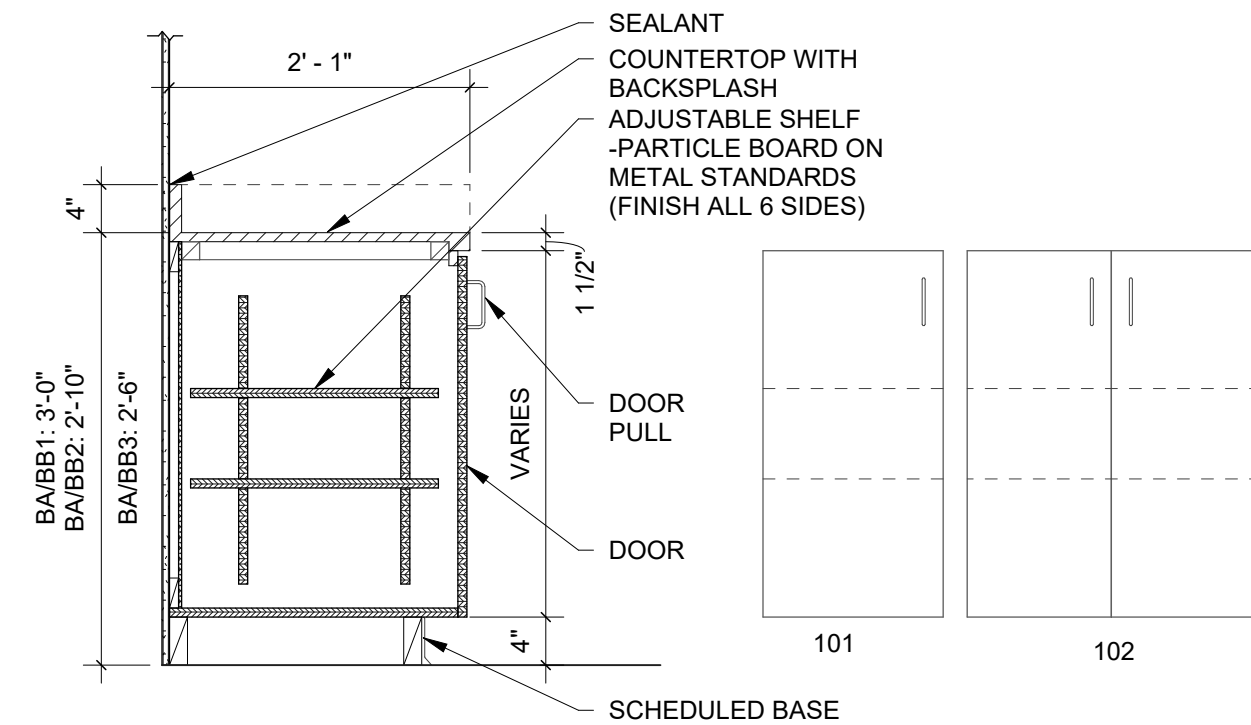
5 CASEWORK SECTION
SCALE: 3/4" = 1'-0"



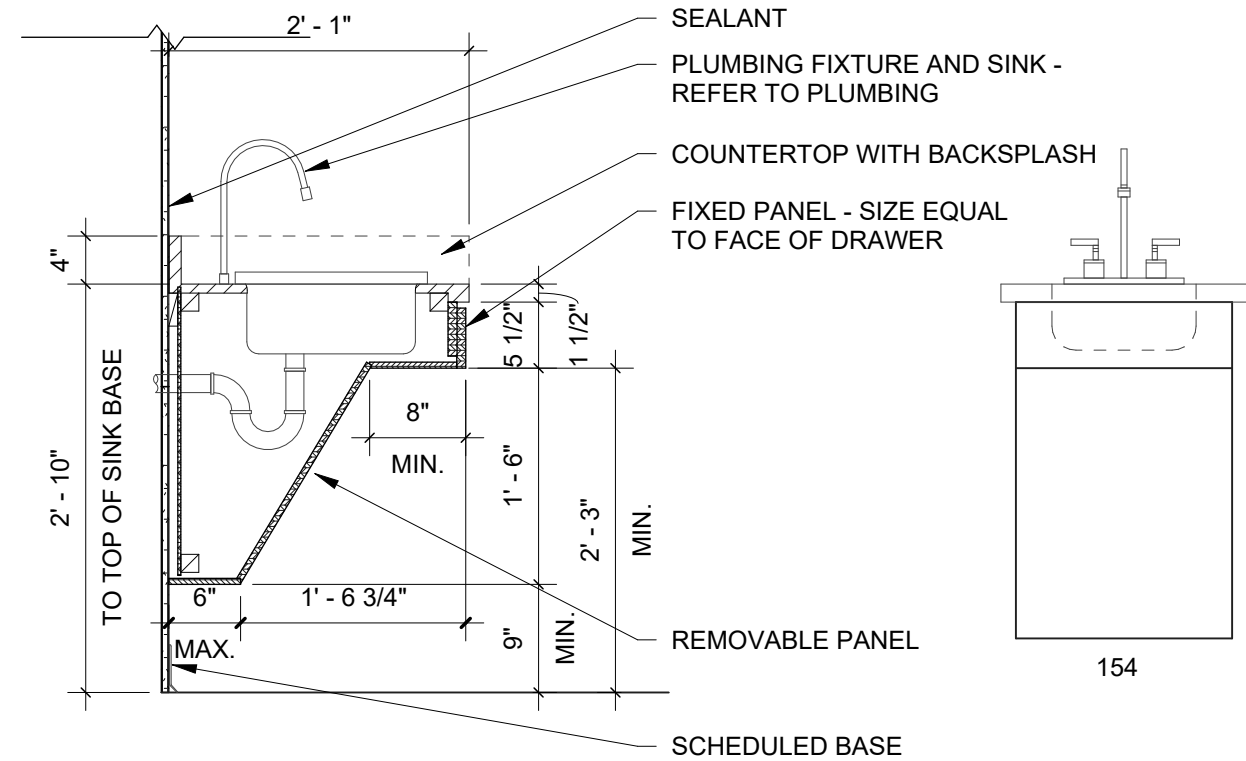
9 BASE CABINET - 2 DRAWER 1 FILE
SCALE: 3/4" = 1'-0"



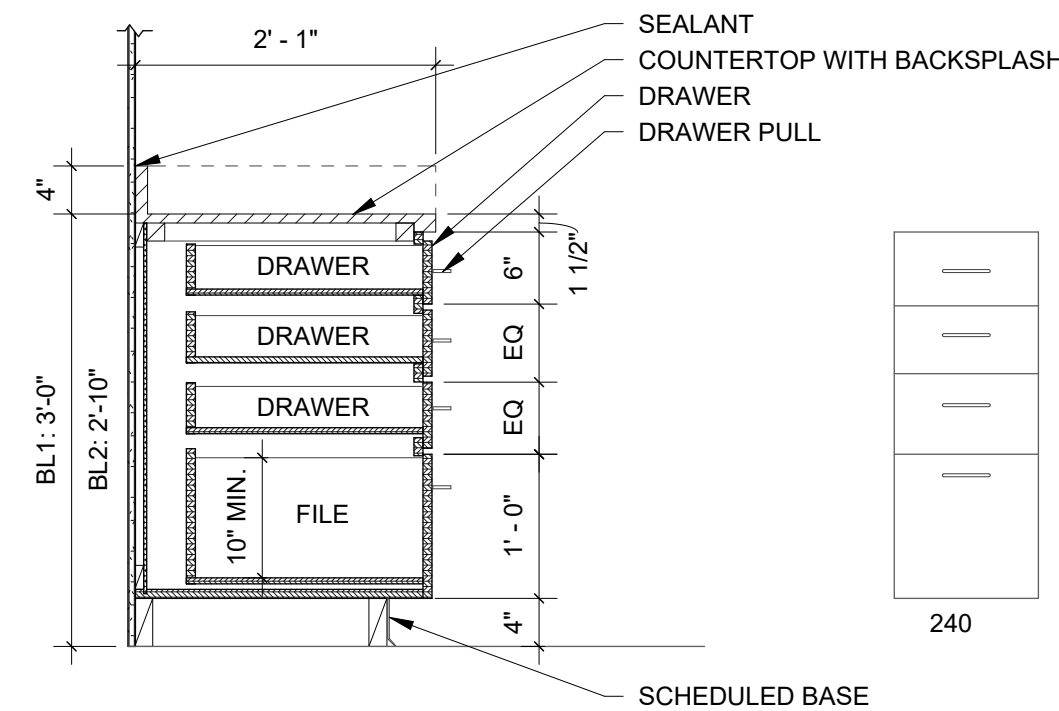
13 BASE CABINET - 4 DRAWER
SCALE: 3/4" = 1'-0"



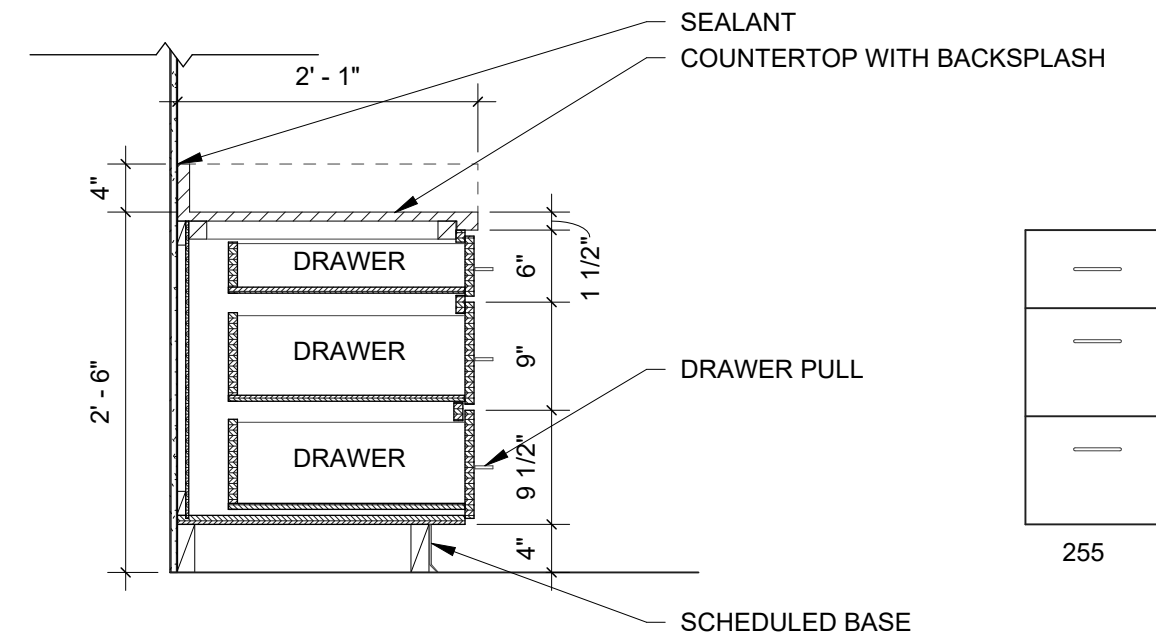
2 BASE CABINET - 2 DOOR
SCALE: 3/4" = 1'-0"



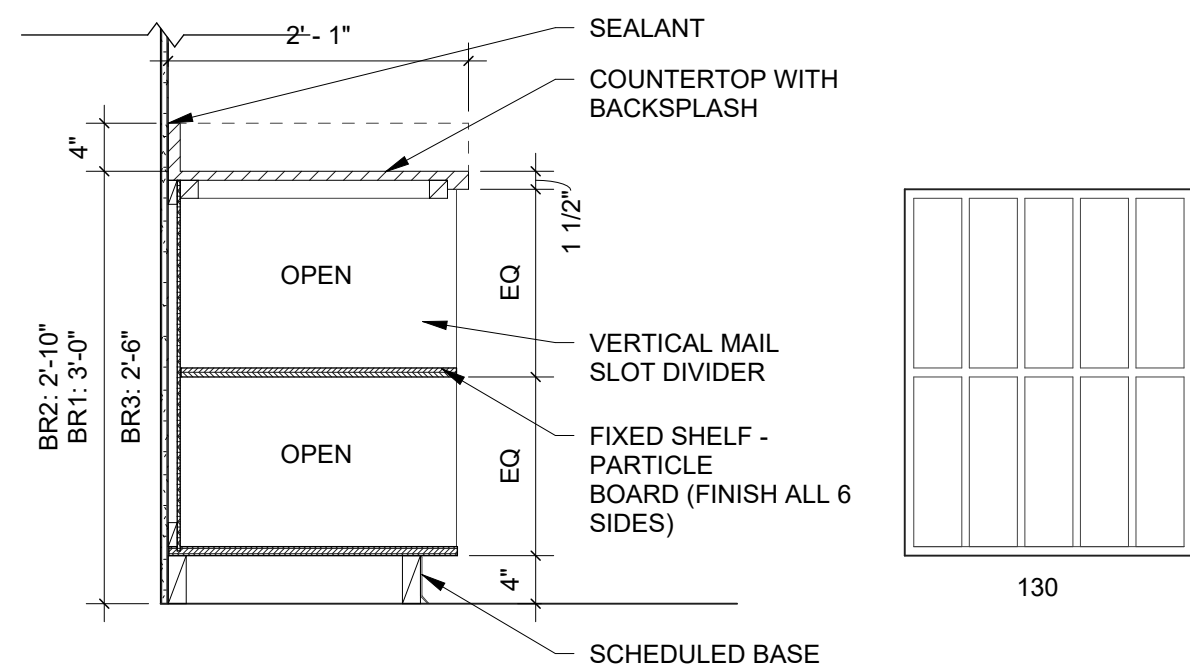
6 BASE CABINET - ADA SINK SKIRT
SCALE: 3/4" = 1'-0"



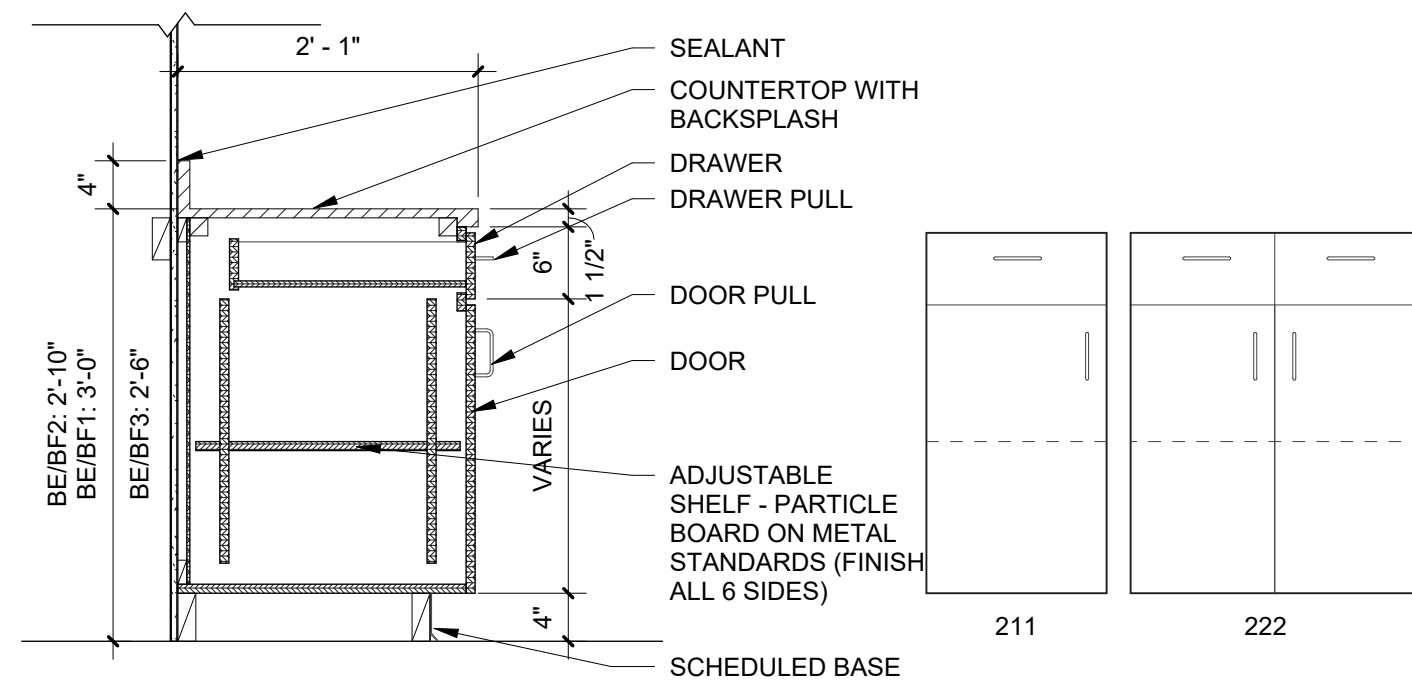
10 BASE CABINET - 3 DRAWER 1 FILE
SCALE: 3/4" = 1'-0"



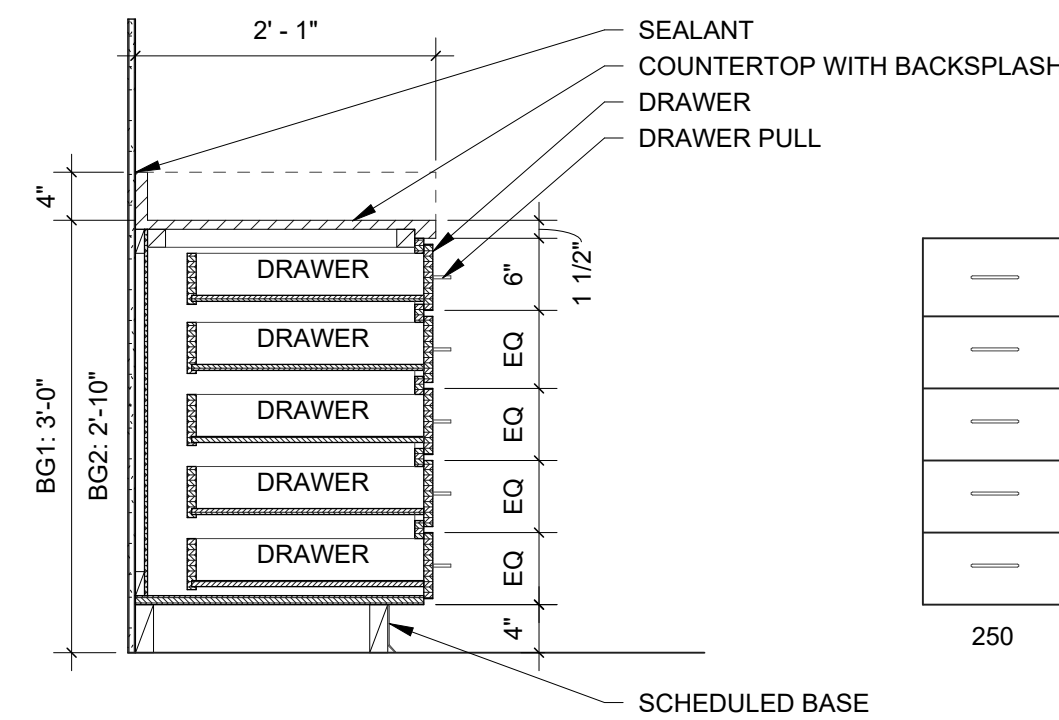
14 BASE CABINET - 3 DRAWER
SCALE: 3/4" = 1'-0"



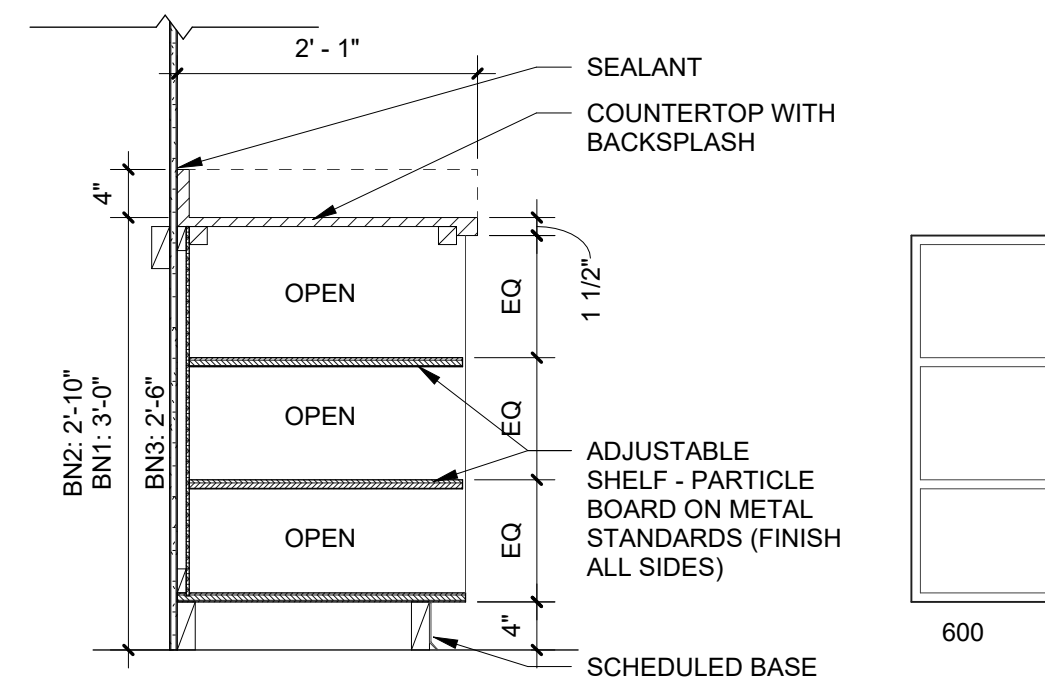
3 BASE CABINET - VERTICALE MAIL
SCALE: 3/4" = 1'-0"



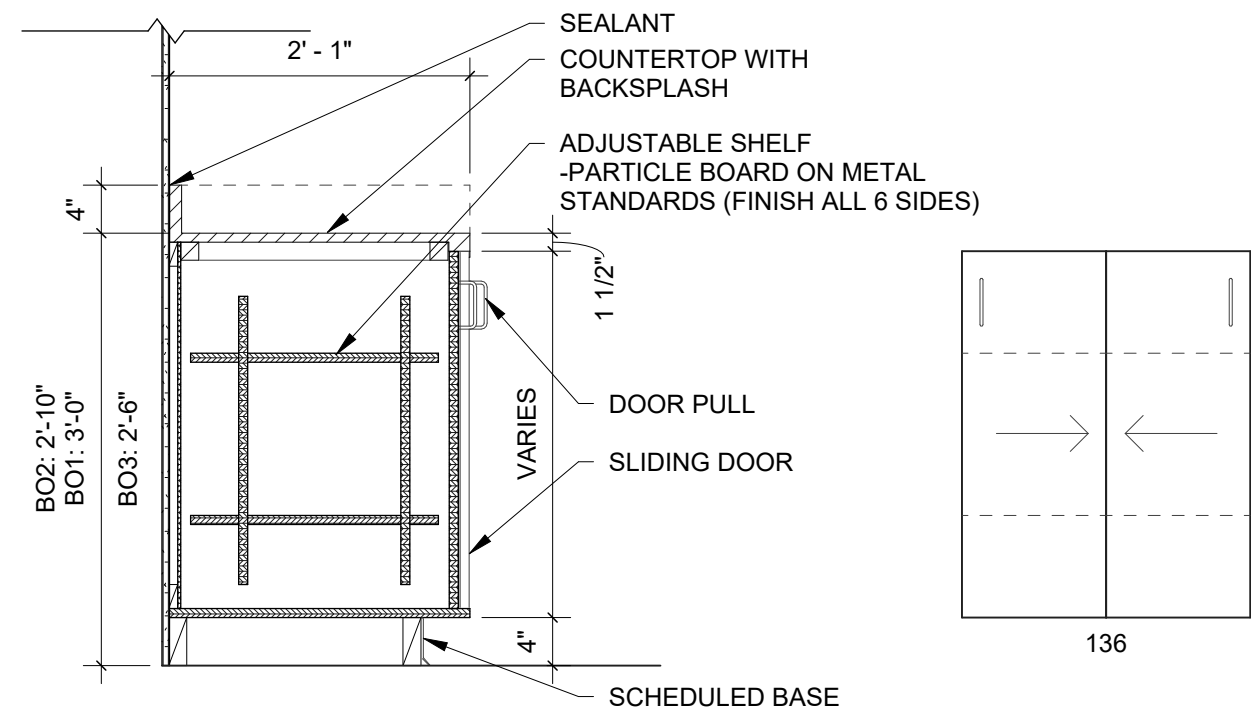
7 BASE CABINET - 1 DWR 1 DOOR
SCALE: 3/4" = 1'-0"



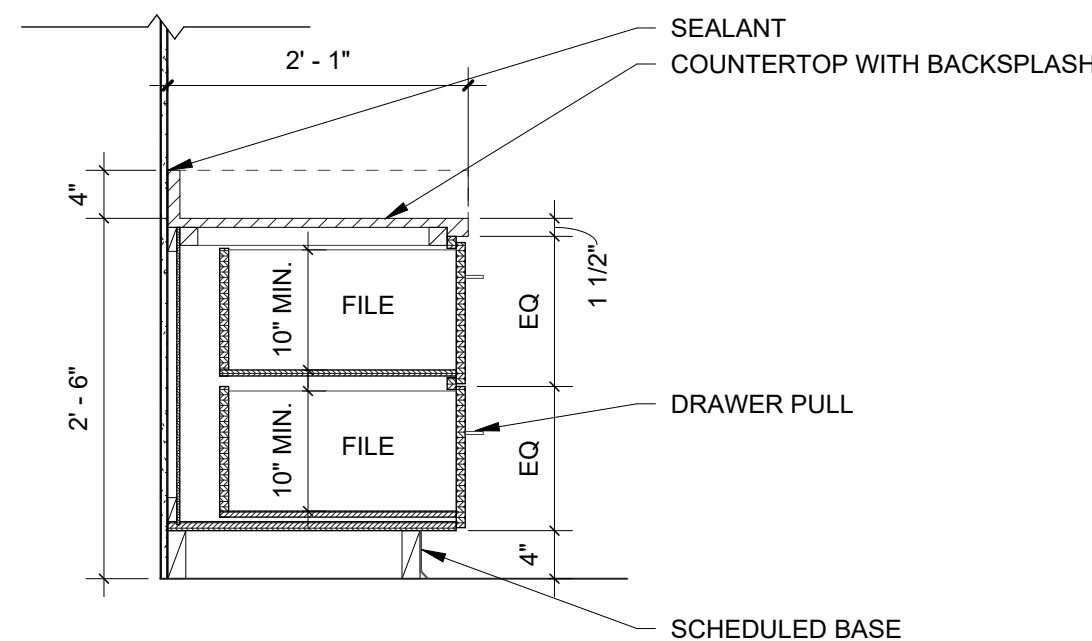
11 BASE CABINET - 5 DRAWER
SCALE: 3/4" = 1'-0"



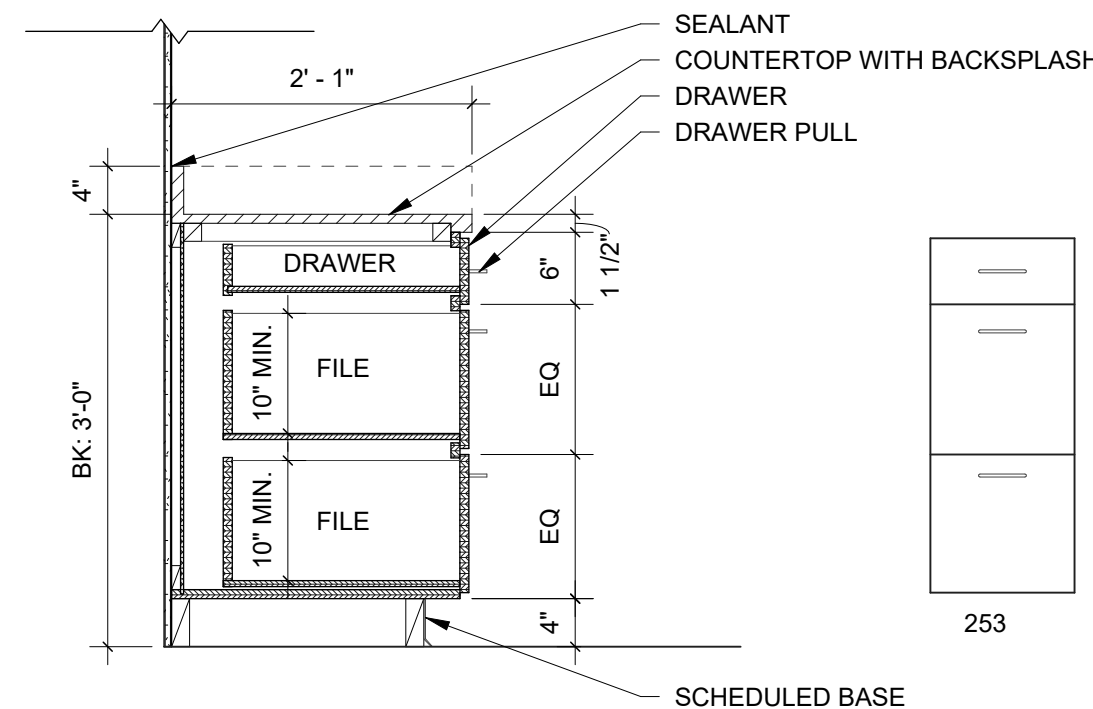
15 CASEWORK SECTION
SCALE: 3/4" = 1'-0"



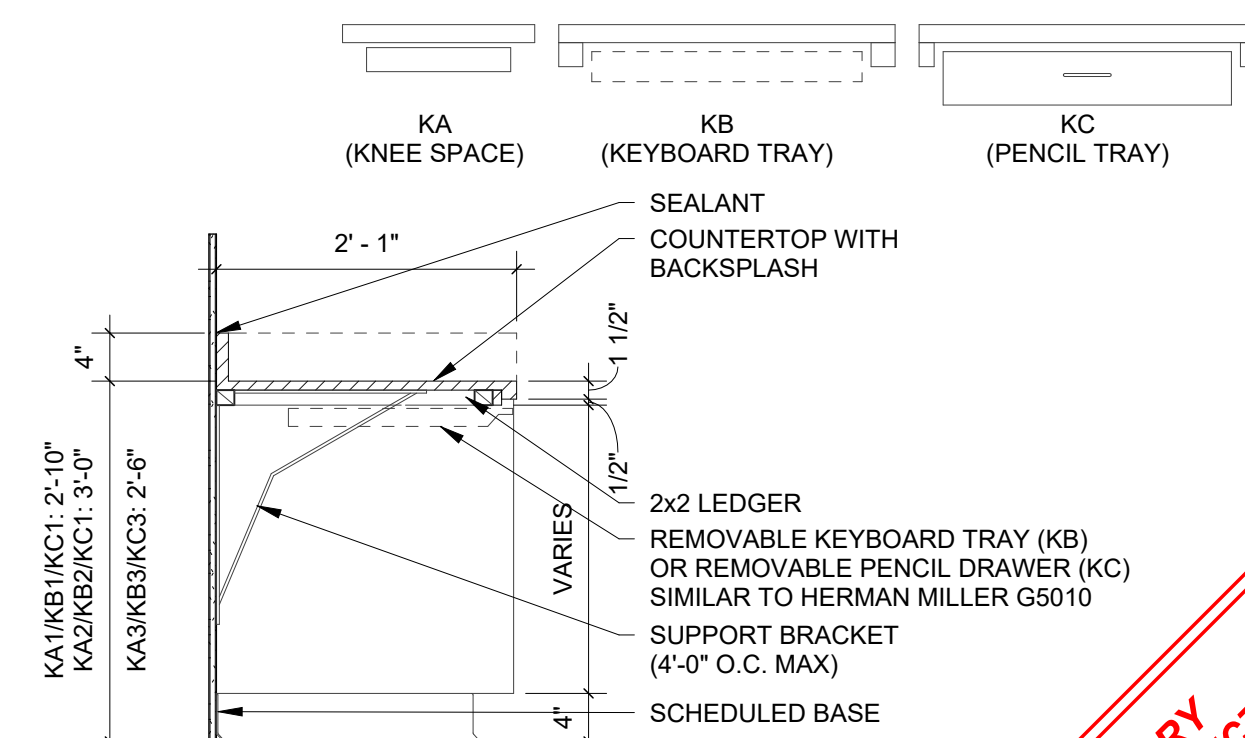
4 BASE CABINET - SLIDING DOOR
SCALE: 3/4" = 1'-0"



8 BASE CABINET - 2 FILE
SCALE: 3/4" = 1'-0"



12 BASE CABINET - 1 DRAWER 2 FILE
SCALE: 3/4" = 1'-0"



16 KA/KB/KC - KNEE SPAC
SCALE: 3/4" = 1'-0"

SOMDAL ASSOCIATES
ARCHITECTURE + INTERIOR DESIGN
333 TEXAS STREET, SUITE 1900 SHREVEPORT, LA 71101

This drawing and design is the property of Somdal Associates, L.L.C. They are submitted on the condition that they are not to be used, reproduced, or copied, in whole or part, or used for furnishing information to others, without prior written consent of Somdal Associates, L.L.C. All common law rights of copyright & otherwise are hereby specifically reserved.

NOT FOR CONSTRUCTION

NEW TEMPLE BUILDING FOR
ST. NICHOLAS ORTHODOX CHURCH
9100 Youree Dr, Shreveport, LA 71115

Date: 10/31/2025
REVISION DATE

Drawn by: Author
Checked by: Checker
Project #: 2505
Sheet:

A11.2

MILLWORK
DETAILS

**PRELIMINARY
NOT FOR CONSTRUCTION**

Autodesk Docs://2505 St. Nicholas Orthodox Church/2505 St.Nicholas_R24.rvt

12/4/2025 11:44:43 AM

| DOOR SCHEDULE | | | | | | | | | | | | | | | | | |
|---------------|--------|---------|-------------|-----------|---------------|--------|-----------|----------|------|--------|------|------|------|-------------------|----------|-------------------|----------|
| Door | | | | | | | | Frame | | | | | | Fire Rating Label | Hardware | | Comments |
| Mark | Size | | | Type Mark | Door Material | Finish | Under Cut | Material | Type | Finish | Head | Jamb | Sill | | Set No. | From Room: Number | |
| | Width | Height | Thickness | | | | | | | | | | | | | | |
| 101 | 8'-0" | 8'-0" | 0' - 1 3/4" | UUU | ALUM. | | | | | | | | | | | | |
| 102 | 3'-0" | 8'-0" | 0' - 1 3/4" | 25 | | | | | | | | | | | 107 | | |
| 104 | 6'-0" | 8'-0" | 0' - 1 3/4" | VVV | ALUM. | | | | | | | | | | 105 | | |
| 105 | 3'-0" | 8'-0" | 0' - 1 3/4" | 25 | | | | | | | | | | | | | |
| 108 | 3'-0" | 7'-0" | 0' - 1 3/8" | SSSS | | | | | | | | | | | 126 | | |
| 110 | 6'-0" | 6'- 11" | 0' - 1 3/4" | WWW | ALUM. | | | | | | | | | | 116 | | |
| 111 | 6'-0" | 6'- 11" | 0' - 1 3/4" | WWW | ALUM. | | | | | | | | | | 115 | | |
| 112 | 3'-0" | 6'- 8" | 0' - 1 3/8" | XXX | | | | | | | | | | | | | |
| 113 | 3'-0" | 6'- 8" | 0' - 1 3/8" | XXX | | | | | | | | | | | | | |
| 114 | 2'- 8" | 7'- 0" | 0' - 1 3/4" | 73 | | | | | | | | | | | 117 | | |
| 115 | 2'- 8" | 7'- 0" | 0' - 1 3/4" | 73 | | | | | | | | | | | 118 | | |
| 118 | 3'-0" | 6'- 8" | 0' - 1 3/8" | XXX | | | | | | | | | | | 128 | | |
| 119 | 3'-0" | 6'- 8" | 0' - 1 3/8" | XXX | | | | | | | | | | | 121 | | |
| 122 | 3'-0" | 6'- 8" | 0' - 1 3/4" | 10 | | | | | | | | | | | 123 | | |
| 123 | 6'-0" | 6'- 8" | 0' - 1 3/4" | 17 | | | | | | | | | | | 105 | | |
| 124 | 3'-0" | 6'- 8" | 0' - 1 3/4" | 10 | | | | | | | | | | | 122 | | |
| 125 | 3'-0" | 6'- 8" | 0' - 1 3/4" | 10 | | | | | | | | | | | 105 | | |
| 126 | 3'-0" | 6'- 8" | 0' - 1 3/4" | 10 | | | | | | | | | | | 105 | | |
| 127 | 3'-0" | 7'-0" | 0' - 1 3/4" | 11 | | | | | | | | | | | 105 | | |
| 128 | 3'-0" | 6'- 8" | 0' - 1 3/4" | 10 | | | | | | | | | | | 123 | | |
| 129 | 3'-0" | 7'-0" | 0' - 1 3/4" | 11 | | | | | | | | | | | 105 | | |
| 130 | 3'-0" | 6'- 8" | 0' - 1 3/4" | 10 | | | | | | | | | | | 123 | | |
| 131 | 3'-0" | 6'- 8" | 0' - 1 3/4" | 10 | | | | | | | | | | | 123 | | |
| 132 | 3'-0" | 6'- 8" | 0' - 1 3/4" | 10 | | | | | | | | | | | 123 | | |
| 133 | 3'-0" | 6'- 8" | 0' - 1 3/4" | 10 | | | | | | | | | | | 123 | | |
| 134 | 3'-0" | 6'- 8" | 0' - 1 3/4" | 10 | | | | | | | | | | | 105 | | |
| 135 | 6'-0" | 6'- 8" | 0' - 1 3/4" | 17 | | | | | | | | | | | 123 | | |
| 139 | 3'-0" | 6'- 8" | 0' - 1 3/8" | XXX | | | | | | | | | | | 120 | | |
| 141 | 2'- 6" | 6'- 8" | 0' - 1 3/8" | YYY | | | | | | | | | | | 126 | | |
| 145 | 0'-0" | 0'-0" | | ZZZ | | | | | | | | | | | 124 | | |
| 146 | 0'-0" | 0'-0" | | | | | | | | | | | | | 126 | | |
| 147 | 0'-0" | 0'-0" | | RRRR | | | | | | | | | | | 116 | | |
| 148 | 0'-0" | 0'-0" | | RRRR | | | | | | | | | | | 116 | | |
| 150 | 2'- 6" | 6'- 8" | 0' - 1 3/8" | YYY | | | | | | | | | | | 126 | | |
| 154 | 0'-0" | 0'-0" | | NNNN | | | | | | | | | | | 116 | | |
| 155 | 0'-0" | 0'-0" | | NNNN | | | | | | | | | | | 116 | | |
| 156 | 0'-0" | 0'-0" | | NNNN | | | | | | | | | | | 116 | | |
| 161 | 3'-0" | 6'- 8" | 0' - 1 3/8" | XXX | | | | | | | | | | | 201 | | |
| 162 | 8'-0" | 8'-0" | 0' - 1 3/4" | UUU | ALUM. | | | | | | | | | | 114 | | |
| 172 | 3'-0" | 8'-0" | | UUUU | | | | | | | | | | | | | |
| 174 | 3'-0" | 6'- 8" | 0' - 1 3/8" | XXX | | | | | | | | | | | | | |
| 175 | 2'- 6" | 6'- 8" | 0' - 1 3/8" | YYY | | | | | | | | | | | | | |
| 176 | 6'-0" | 6'- 11" | 0' - 1 3/4" | WWW | ALUM. | | | | | | | | | | 128 | | |
| 183 | 3'-0" | 7'-0" | 0' - 1 3/4" | 28 | | | | | | | | | | | 205 | | |
| 184 | 3'-0" | 6'- 8" | 0' - 1 3/8" | XXX | | | | | | | | | | | 126 | | |
| 186 | 0'-0" | 0'-0" | | NNNN | | | | | | | | | | | 116 | | |
| 187 | 0'-0" | 0'-0" | | NNNN | | | | | | | | | | | 116 | | |
| 188 | 3'-0" | 8'-0" | | UUUU | | | | | | | | | | | | | |
| 189 | 0'-0" | 0'-0" | | NNNN | | | | | | | | | | | | | |
| 190 | 0'-0" | 0'-0" | | VVVV | | | | | | | | | | | 120 | | |
| 191 | 7'- 8" | 9'- 2" | | TTTT | | | | | | | | | | | 133 | | |
| 192 | 0'-0" | 0'-0" | | VVVV | | | | | | | | | | | 136 | | |
| 192 | 0'-0" | 0'-0" | | RRRR | | | | | | | | | | | 205 | | |

OPENING SCHEDULE LEGEND:

| | |
|---------------------|---|
| DOOR: | ALUMINUM |
| AL | GLAZING, REFER TO GLAZING LEGEND |
| GL | HOLLOW CORE WOOD |
| HCW | HOLLOW METAL PAINT |
| HM | SOLID CORE WOOD, RATED OR NON-RATED |
| SCW | |
| FRAME: | ALUMINUM |
| AL | HOLLOW METAL |
| HM | WOOD |
| WD | |
| GLAZING: | |
| A | ART GLASS |
| B | BULLET PROOF GLASS |
| C | CLEAR GLASS |
| F | FIRE RATED |
| L | LEADED GLASS |
| P | PLASTIC |
| R | ARCHITECTURAL RESIN |
| S | SPANDREL |
| T | TEMPERED GLASS |
| TEX | TEXTURED GLASS |
| W | WIRE GLASS (BAROQUE PATTERN) |
| HINGES: | |
| H1 | BALL BEARING BUTT HINGES |
| H2 | CONTINUOUS HINGES |
| H3 | ELECTRIFIED CONTINUOUS HINGES |
| H4 | CONTINUOUS GEARED HINGES |
| H5 | CONCEALED HINGE |
| H6 | PIVOTS |
| H7 | SWING CLEAR OFFSET HINGE |
| H8 | DOUBLE ACTING SPRING PIVOT |
| LATCH: | |
| L1 | PASSAGE |
| L2 | EXIT DEVICE (SINGLE DOOR) |
| L3 | PRIVACY |
| L4 | HOSPITAL PUSH/PULL |
| L5 | INACTIVE TRIM |
| L6 | OFFICE/ENTRANCE |
| L7 | PUSH/PULL |
| L8 | CLASSROOM |
| L9 | STOREROOM |
| L10 | HOTEL/MOTEL |
| L11 | MANUAL TOP FLUSH BOLTS |
| L12 | AUTOMATIC FLUSH BOLTS |
| L13 | BOTTOM FLUSH BOLT |
| L14 | DEADBOLT |
| L15 | CYLINDER ONLY |
| L16 | ELECTRONIC EXIT DEVICE |
| L17 | STOREROOM LOCKSET WITH INTEGRAL KEYPAD |
| L18 | ANTI-LIGATURE |
| L19 | CONCEALED VERTICAL ROD PANIC DEVICE (DOUBLE DOOR) |
| L20 | SURFACE MOUNTED VERTICAL ROD PANIC DEVICE (DOUBLE DOOR) |
| L21 | PUSH PADS/PULL HANDLES |
| CONTROL: | |
| C1 | CLOSER, STANDARD |
| C2 | MAGNETIC HOLD OPENS |
| C3 | CLOSER W/ DELAYED ACTION |
| C4 | WALL STOP |
| C5 | FLOOR STOP |
| C6 | OVERHEAD STOP |
| C7 | MAGNETIC LOCK |
| C8 | ELECTRIC STRIKE |
| C9 | AUTOMATIC DOOR OPERATOR |
| C10 | DOOR OPERATOR PUSH PADS |
| C11 | ACCESS CONTROL (CARD READER/KEYPAD) |
| C12 | COORDINATOR |
| C13 | COMBO STRIKE AND RESCUE STOP |
| C14 | CLOSER, CONCEALED |
| C15 | CLOSER W/ INTEGRAL STOP |
| C16 | ROLLER BUMPER |
| C17 | DELAYED EGRESS SYSTEM |
| C18 | CLOSER WITH HOLD OPEN |
| PROTECTION: | |
| P1 | KICK PLATE (8" HIGH) |
| P2 | DOOR ARMOR (34" HIGH) |
| P3 | MOP PLATE (4" HIGH) |
| P4 | DOOR EDGE PROTECTION |
| SEAL: | |
| S1 | WEATHER STRIPPING |
| S2 | THRESHOLD |
| S3 | ASTRAGAL |
| S4 | AUTOMATIC DOOR BOTTOM |
| S5 | PERIMETER GASKETING |
| S6 | DRIP STRIP |
| S7 | SWEEP |
| MISC ABBREVIATIONS: | |
| ETR | EXISTING TO REMAIN |
| N/A | NOT APPLICABLE |
| REMARKS: | |
| 1. | LEAD LINED DOOR AND FRAME - REFER TO PHYSICIST REPORT |
| 2. | INSULATED AND GALVANIZED DOOR AND FRAME |
| 3. | ADD COAT HOOK TO MATCH DOOR HARDWARE FINISH. |
| 4. | HARDWARE BY DOOR MANUFACTURER |
| 5. | ADD SMOKE & DRAFT CONTROL KIT W/ POSITIVE LATCHING |
| 6. | NON-REMOVABLE PIN |
| 7. | GALVANIZED FRAME |
| 8. | PROVIDE ONE LATCH FOR BOTTOM LEAF. TOP LEAF LATCHED TO BOTTOM |
| 9. | LEAF WITH SURFACE BOLT |
| 10. | PROVIDE DOOR PROTECTION ON BOTH SIDES |
| 11. | KEYED BOTH SIDES |
| | RETRACTABLE PINS |

SOMDAL ASSOCIATES

ARCHITECTURE + INTERIOR DESIGN

333 TEXAS STREET, SUITE 1900 SHREVEPORT, LA 71101

This drawing and design is the property of Somdal Associates, L.L.C. They are submitted on the condition that they are not to be used, reproduced, or copied, in whole or part, or used for furnishing information to others, without prior written consent of Somdal Associates, L.L.C. All common law rights of copyright & otherwise are hereby specifically reserved.

NOT FOR CONSTRUCTION

NEW TEMPLE BUILDING FOR

ST. NICHOLAS ORTHODOX CHURCH

9100 Youree Dr, Shreveport, LA 71115

Date: 10/31/2025

REVISION DATE

Drawn by: EBW

Checked by: Checker

Project #: 2505

Sheet:

A12.1

DOOR SCHEDULE

PRELIMINARY

NOT FOR CONSTRUCTION

Autodesk Docs://2505 St. Nicholas Orthodox Church/2505 St.Nicholas_R24.rvt

12/4/2025 11:44:46 AM

| WINDOW SCHEDULE | | | | | | | | | | | | | | |
|-----------------|-------|--------------|--------------|--|--------------------------|--------------|--------|------|------|------|-----------|------|---------------|----------|
| Type Mark | R.O. | | Type | Manufacturer | Model | Material | Finish | Head | Jamb | Sill | Glazing | | Head Height | Comments |
| | Width | Height | | | | | | | | | Thickness | Type | | |
| A | MMM | 2' - 11 1/2" | 2' - 11 1/2" | Window-Casement-Marvin-Picture-Essential | Marvin Windows and Doors | ESCAP4040 | | | | | | | 8' - 3 3/4" | |
| | MMM | 2' - 11 1/2" | 2' - 11 1/2" | Window-Casement-Marvin-Picture-Essential | Marvin Windows and Doors | ESCAP4040 | | | | | | | 8' - 3 3/4" | |
| | MMM | 2' - 11 1/2" | 2' - 11 1/2" | Window-Casement-Marvin-Picture-Essential | Marvin Windows and Doors | ESCAP4040 | | | | | | | 8' - 3 3/4" | |
| | MMM | 2' - 11 1/2" | 2' - 11 1/2" | Window-Casement-Marvin-Picture-Essential | Marvin Windows and Doors | ESCAP4040 | | | | | | | 8' - 3 3/4" | |
| | MMM | 2' - 11 1/2" | 2' - 11 1/2" | Window-Casement-Marvin-Picture-Essential | Marvin Windows and Doors | ESCAP4040 | | | | | | | 8' - 3 3/4" | |
| | EEE | 6' - 0" | 6' - 0" | Window-Fixed-Round2 | | | | | | | | | 27' - 0" | |
| | CCCC | 3' - 9 3/4" | 5' - 2 3/8" | Window-Fixed-Marvin-Aluminum_Direct_Glaze_Round_Top_RT6_Elevate2 | Marvin Windows and Doors | IRTM 7225 DR | | | | | | | 20' - 2 3/8" | |
| | UUU | 4' - 4 3/4" | 6' - 9 7/8" | Window-Fixed-Marvin-Aluminum_Direct_Glaze_Round_Top_RT6_Elevate | Marvin Windows and Doors | IRTM 7225 DR | | | | | | | 10' - 9 7/8" | |
| | CCCC | 3' - 9 3/4" | 5' - 2 3/8" | Window-Fixed-Marvin-Aluminum_Direct_Glaze_Round_Top_RT6_Elevate2 | Marvin Windows and Doors | IRTM 7225 DR | | | | | | | 20' - 2 3/8" | |
| | CCCC | 3' - 9 3/4" | 5' - 2 3/8" | Window-Fixed-Marvin-Aluminum_Direct_Glaze_Round_Top_RT6_Elevate2 | Marvin Windows and Doors | IRTM 7225 DR | | | | | | | 25' - 8 3/8" | |
| | HHHHH | 4' - 4 3/4" | 7' - 2 7/8" | dome window1 | Marvin Windows and Doors | IRTM 7225 DR | | | | | | | 7' - 2 7/8" | |
| | HHHHH | 4' - 4 3/4" | 7' - 2 7/8" | dome window1 | Marvin Windows and Doors | IRTM 7225 DR | | | | | | | 7' - 2 7/8" | |
| | HHHHH | 4' - 4 3/4" | 7' - 2 7/8" | dome window1 | Marvin Windows and Doors | IRTM 7225 DR | | | | | | | 7' - 2 7/8" | |
| | HHHHH | 4' - 4 3/4" | 7' - 2 7/8" | dome window1 | Marvin Windows and Doors | IRTM 7225 DR | | | | | | | 7' - 2 7/8" | |
| | HHHHH | 4' - 4 3/4" | 7' - 2 7/8" | dome window1 | Marvin Windows and Doors | IRTM 7225 DR | | | | | | | 7' - 2 7/8" | |
| | HHHHH | 4' - 4 3/4" | 7' - 2 7/8" | dome window1 | Marvin Windows and Doors | IRTM 7225 DR | | | | | | | 7' - 2 7/8" | |
| | HHHHH | 4' - 4 3/4" | 7' - 2 7/8" | dome window1 | Marvin Windows and Doors | IRTM 7225 DR | | | | | | | 7' - 2 7/8" | |
| | V | 7' - 3" | 5' - 6" | SA - Window | | | | | | | | | 8' - 6" | |
| | V | 7' - 3" | 5' - 6" | SA - Window | | | | | | | | | 8' - 6" | |
| | W | 5' - 7" | 3' - 0" | SA - Window | | | | | | | | | 6' - 0" | |
| | W | 5' - 7" | 3' - 0" | SA - Window | | | | | | | | | 6' - 0" | |
| | WWWWW | 2' - 1" | 4' - 10" | SA - WindowRegular | | | | | | | | | 7' - 10" | |
| | UUU | 4' - 4 3/4" | 6' - 9 7/8" | Window-Fixed-Marvin-Aluminum_Direct_Glaze_Round_Top_RT6_Elevate | Marvin Windows and Doors | IRTM 7225 DR | | | | | | | 10' - 9 7/8" | |
| | PPPP | 5' - 4 3/4" | 12' - 5 7/8" | Window-Fixed-Marvin-Aluminum_Direct_Glaze_Round_Top | Marvin Windows and Doors | IRTM 7225 DR | | | | | | | 15' - 9 7/8" | |
| | VVVV | 3' - 2 3/4" | 11' - 4 7/8" | Window-Fixed-Marvin-Aluminum_Direct_Glaze_Round_Top | Marvin Windows and Doors | IRTM 7225 DR | | | | | | | 14' - 8 7/8" | |
| | VVVV | 3' - 2 3/4" | 11' - 4 7/8" | Window-Fixed-Marvin-Aluminum_Direct_Glaze_Round_Top | Marvin Windows and Doors | IRTM 7225 DR | | | | | | | 14' - 8 7/8" | |
| | PPPP | 5' - 4 3/4" | 12' - 5 7/8" | Window-Fixed-Marvin-Aluminum_Direct_Glaze_Round_Top | Marvin Windows and Doors | IRTM 7225 DR | | | | | | | 15' - 9 7/8" | |
| | VVVV | 3' - 2 3/4" | 11' - 4 7/8" | Window-Fixed-Marvin-Aluminum_Direct_Glaze_Round_Top | Marvin Windows and Doors | IRTM 7225 DR | | | | | | | 14' - 8 7/8" | |
| | VVVV | 3' - 2 3/4" | 11' - 4 7/8" | Window-Fixed-Marvin-Aluminum_Direct_Glaze_Round_Top | Marvin Windows and Doors | IRTM 7225 DR | | | | | | | 14' - 8 7/8" | |
| | WWWWW | 2' - 1" | 4' - 10" | SA - WindowRegular | | | | | | | | | 7' - 10" | |
| | WWWWW | 2' - 1" | 4' - 10" | SA - WindowRegular | | | | | | | | | 7' - 10" | |
| | WWWWW | 2' - 1" | 4' - 10" | SA - WindowRegular | | | | | | | | | 7' - 10" | |
| | WWWWW | 2' - 1" | 4' - 10" | SA - WindowRegular | | | | | | | | | 7' - 10" | |
| B | LLLLL | 7' - 9 3/8" | 9' - 2 1/2" | Window-Fixed-Marvin-Aluminum_Direct_Glaze_Round_Top | Marvin Windows and Doors | IRTM 7225 DR | | | | | | | 10' - 2 1/2" | |
| | LLLLL | 7' - 9 3/8" | 9' - 2 1/2" | Window-Fixed-Marvin-Aluminum_Direct_Glaze_Round_Top | Marvin Windows and Doors | IRTM 7225 DR | | | | | | | 10' - 2 1/2" | |
| | LLLLL | 7' - 9 3/8" | 9' - 2 1/2" | Window-Fixed-Marvin-Aluminum_Direct_Glaze_Round_Top | Marvin Windows and Doors | IRTM 7225 DR | | | | | | | 10' - 2 1/2" | |
| | LLLLL | 7' - 9 3/8" | 9' - 2 1/2" | Window-Fixed-Marvin-Aluminum_Direct_Glaze_Round_Top | Marvin Windows and Doors | IRTM 7225 DR | | | | | | | 10' - 2 1/2" | |
| | OOOOO | 3' - 0" | 6' - 3" | HopesWindows,Inc.OldWorldSuite_Fixed | Hope's® Windows, Inc. | | | | | | | | 10' - 3" | |
| | OOOOO | 3' - 0" | 6' - 3" | HopesWindows,Inc.OldWorldSuite_Fixed | Hope's® Windows, Inc. | | | | | | | | 10' - 3" | |
| | NNNNN | 2' - 3 1/2" | 4' - 6" | HopesWindows,Inc.OldWorldSuite_Fixed | Hope's® Windows, Inc. | | | | | | | | 8' - 6" | |
| | NNNNN | 2' - 3 1/2" | 4' - 6" | HopesWindows,Inc.OldWorldSuite_Fixed | Hope's® Windows, Inc. | | | | | | | | 8' - 6" | |
| | MMMMM | 2' - 8" | 8' - 6" | HopesWindows,Inc.OldWorldSuite_Fixed | Hope's® Windows, Inc. | | | | | | | | 11' - 10 1/2" | |
| | MMMMM | 2' - 8" | 8' - 6" | HopesWindows,Inc.OldWorldSuite_Fixed | Hope's® Windows, Inc. | | | | | | | | 11' - 10 1/2" | |
| | MMMMM | 2' - 8" | 8' - 6" | HopesWindows,Inc.OldWorldSuite_Fixed | Hope's® Windows, Inc. | | | | | | | | 11' - 10 1/2" | |
| | MMMMM | 2' - 8" | 8' - 6" | HopesWindows,Inc.OldWorldSuite_Fixed | Hope's® Windows, Inc. | | | | | | | | 11' - 10 1/2" | |
| | NNNNN | 2' - 3 1/2" | 4' - 6" | HopesWindows,Inc.OldWorldSuite_Fixed | Hope's® Windows, Inc. | | | | | | | | 7' - 11 1/8" | |
| | NNNNN | 2' - 3 1/2" | 4' - 6" | HopesWindows,Inc.OldWorldSuite_Fixed | Hope's® Windows, Inc. | | | | | | | | 7' - 11 1/8" | |
| | KKKKK | 3' - 0" | 3' - 0" | HopesWindows,Inc.OldWorldSuite_Fixed | Hope's® Windows, Inc. | | | | | | | | 11' - 8 3/4" | |
| | KKKKK | 3' - 0" | 3' - 0" | HopesWindows,Inc.OldWorldSuite_Fixed | Hope's® Windows, Inc. | | | | | | | | 11' - 9 3/4" | |
| C | | | | | | | | | | | | | | |
| | | | | | | | | | | | | | | |
| | | | | | | | | | | | | | | |
| | | | | | | | | | | | | | | |
| | | | | | | | | | | | | | | |
| | | | | | | | | | | | | | | |
| | | | | | | | | | | | | | | |
| | | | | | | | | | | | | | | |
| | | | | | | | | | | | | | | |
| | | | | | | | | | | | | | | |
| | | | | | | | | | | | | | | |
| | | | | | | | | | | | | | | |
| | | | | | | | | | | | | | | |
| | | | | | | | | | | | | | | |
| | | | | | | | | | | | | | | |
| | | | | | | | | | | | | | | |
| | | | | | | | | | | | | | | |
| | | | | | | | | | | | | | | |
| | | | | | | | | | | | | | | |
| D | | | | | | | | | | | | | | |
| | | | | | | | | | | | | | | |
| | | | | | | | | | | | | | | |
| | | | | | | | | | | | | | | |
| | | | | | | | | | | | | | | |
| | | | | | | | | | | | | | | |
| | | | | | | | | | | | | | | |
| | | | | | | | | | | | | | | |
| | | | | | | | | | | | | | | |
| | | | | | | | | | | | | | | |
| | | | | | | | | | | | | | | |
| | | | | | | | | | | | | | | |
| | | | | | | | | | | | | | | |
| | | | | | | | | | | | | | | |
| | | | | | | | | | | | | | | |
| | | | | | | | | | | | | | | |
| | | | | | | | | | | | | | | |
| | | | | | | | | | | | | | | |
| | | | | | | | | | | | | | | |
| | | | | | | | | | | | | | | |

SOMDAL ASSOCIATES
ARCHITECTURE + INTERIOR DESIGN
333 TEXAS STREET, SUITE 1900 SHREVEPORT, LA 71101

This drawing and design is the property of Somdal Associates, L.L.C. They are submitted on the condition that they are not to be used, reproduced, or copied, in whole or part, or used for furnishing information to others, without prior written consent of Somdal Associates, L.L.C. All common law rights of copyright & otherwise are hereby specifically reserved.

NOT FOR CONSTRUCTION

NEW TEMPLE BUILDING FOR
ST. NICHOLAS ORTHODOX CHURCH
9100 Youree Dr, Shreveport, LA 71115

Date: 10/31/2025
REVISION DATE

Drawn by: EBW
Checked by: Checker
Project #: 2505
Sheet:

A12.2

WINDOW SCHEDULE

**PRELIMINARY
NOT FOR CONSTRUCTION**



Autodesk Docs://2505 St. Nicholas Orthodox Church/2505 St.Nicholas_R24.rvt

12/4/2025 11:44:49 AM

SOMDAL ASSOCIATES
ARCHITECTURE + INTERIOR DESIGN
335 TEXAS STREET, SUITE 1900 SHREVEPORT, LA 71101

This drawing and design is the property of Somdal Associates, L.L.C. They are submitted on the condition that they are not to be used, reproduced, or copied, in whole or part, or used for furnishing information to others, without prior written consent of Somdal Associates, L.L.C. All common law rights of copyright & otherwise are hereby specifically reserved.

NOT FOR CONSTRUCTION

--/--/----

NEW TEMPLE BUILDING FOR
ST. NICHOLAS ORTHODOX CHURCH
9100 Youree Dr, Shreveport, LA 71115

| | |
|----------|------------|
| Date: | 10/31/2025 |
| REVISION | DATE |

| | |
|-------------|-----------|
| Drawn by: | LCM / EBW |
| Checked by: | Checker |
| Project #: | 2505 |
| Sheet: | |

A12.3

DOOR AND WINDOW DETAILS

PRELIMINARY NOT FOR CONSTRUCTION

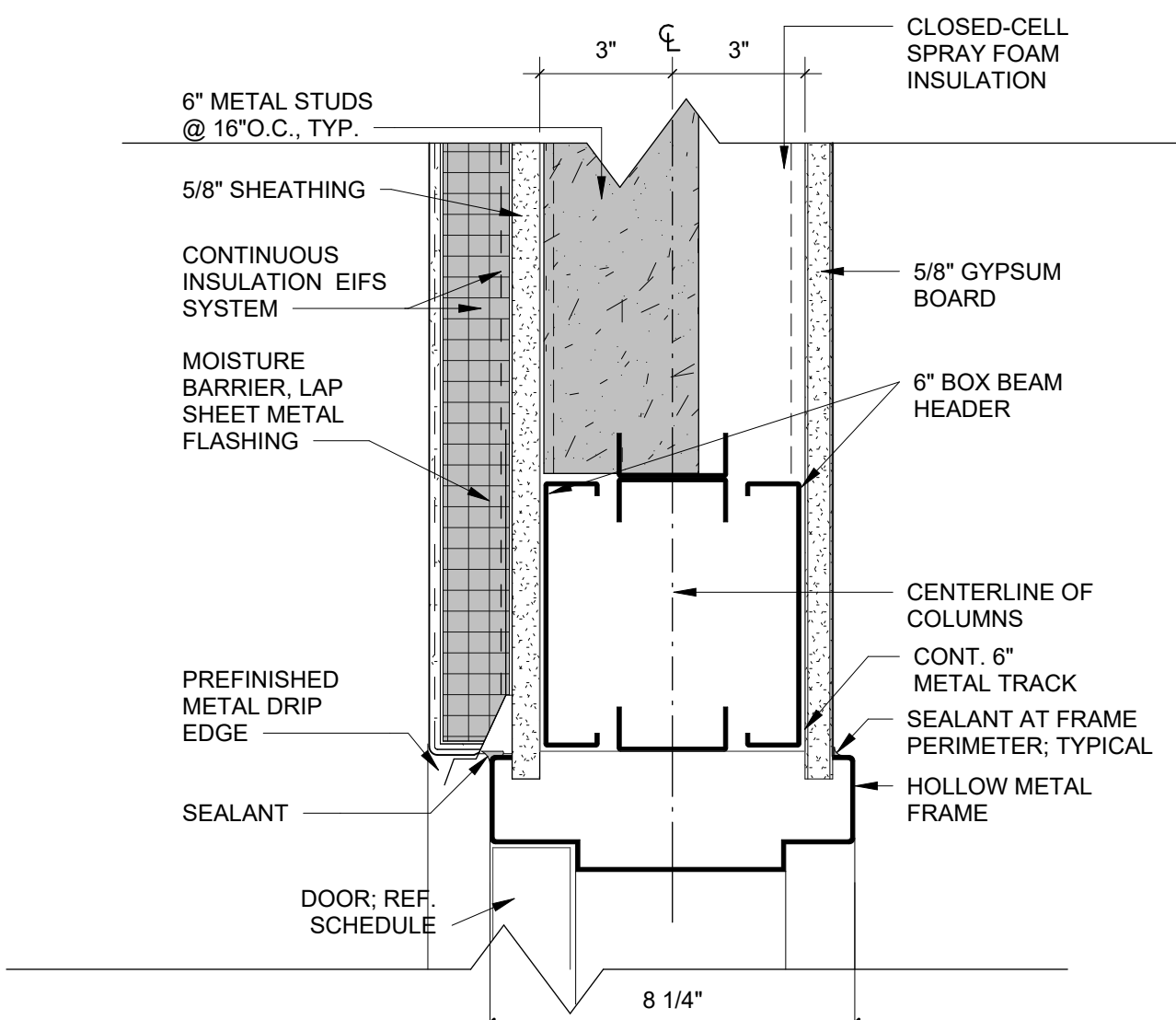
A

B

C

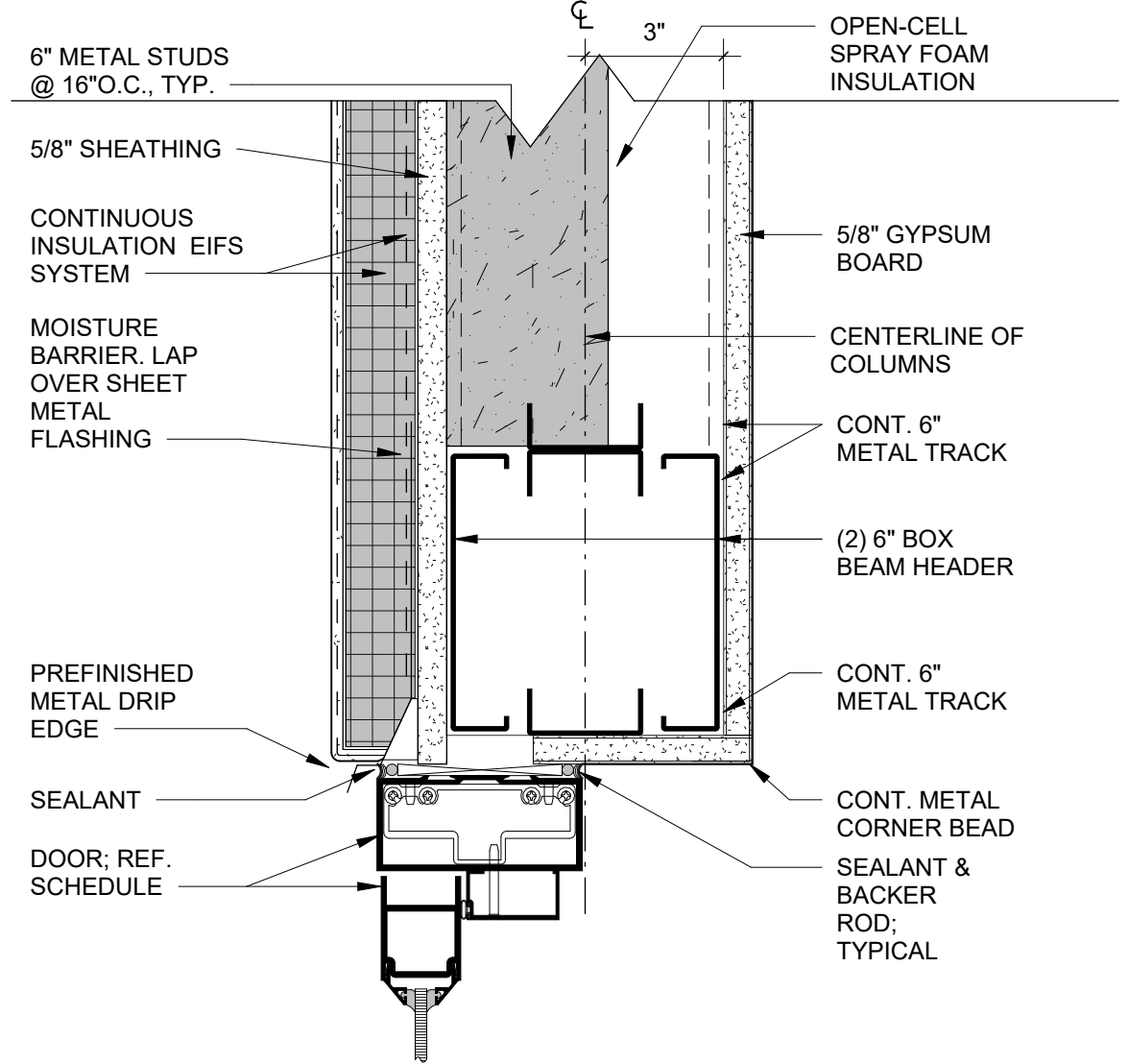
D

Autodesk Docs://2505 St. Nicholas Orthodox Church/2505 St. Nicholas_R24.rvt
12/4/2025 11:44:52 AM



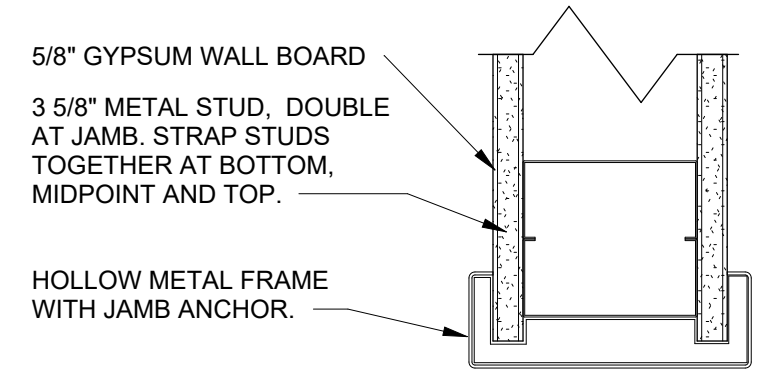
1 HEAD DETAIL

SCALE: 3" = 1'-0"



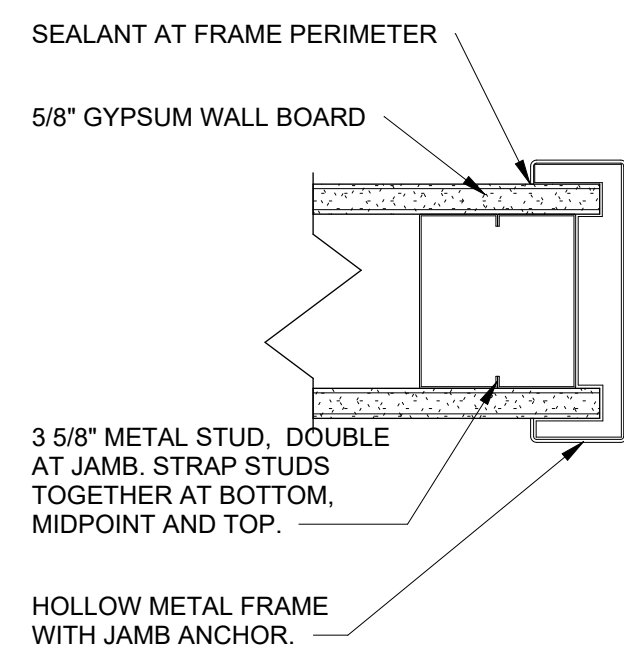
4 HEAD DETAIL

SCALE: 3" = 1'-0"



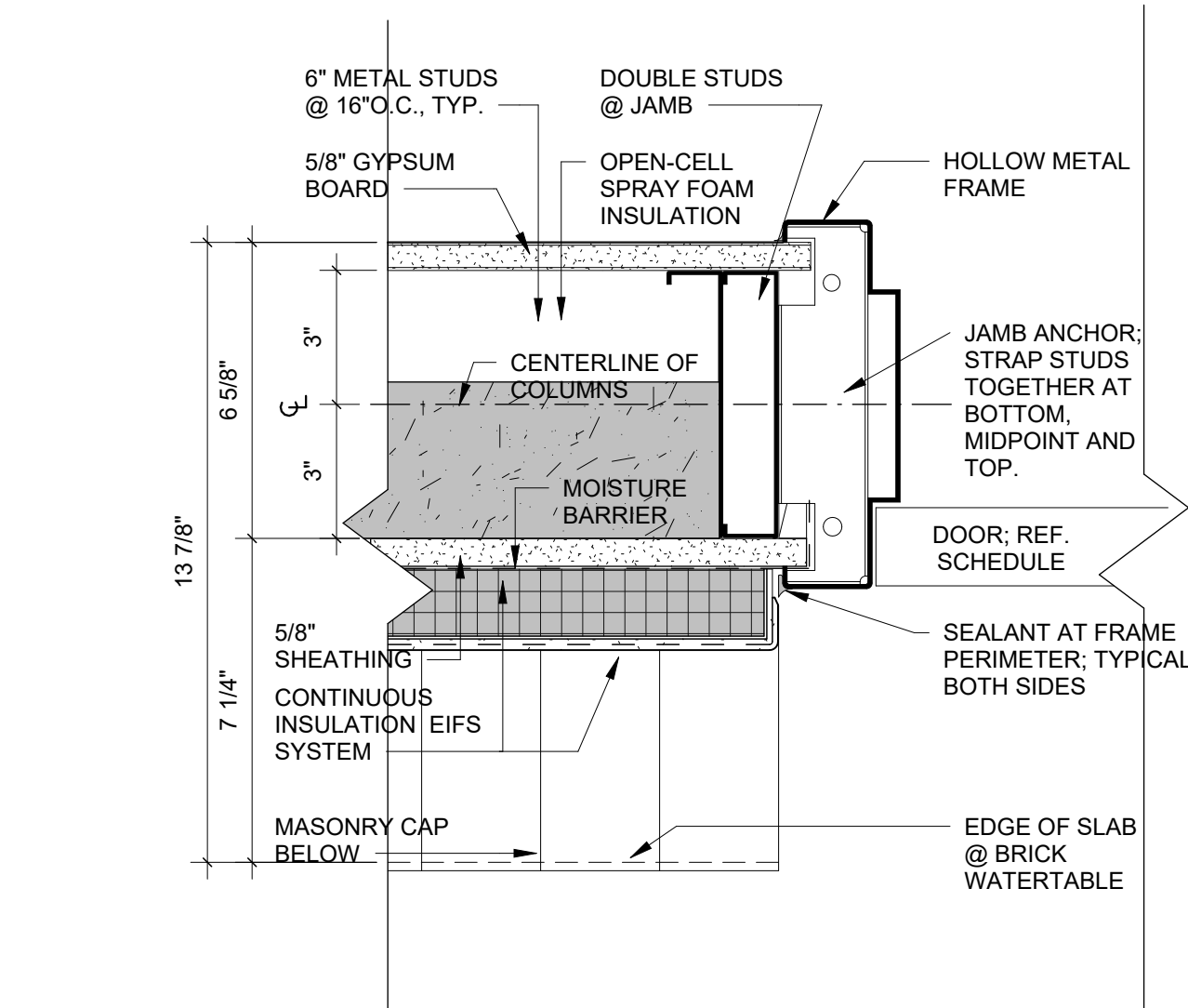
7 HM CASSED OPENING HEAD

SCALE: 3" = 1'-0"



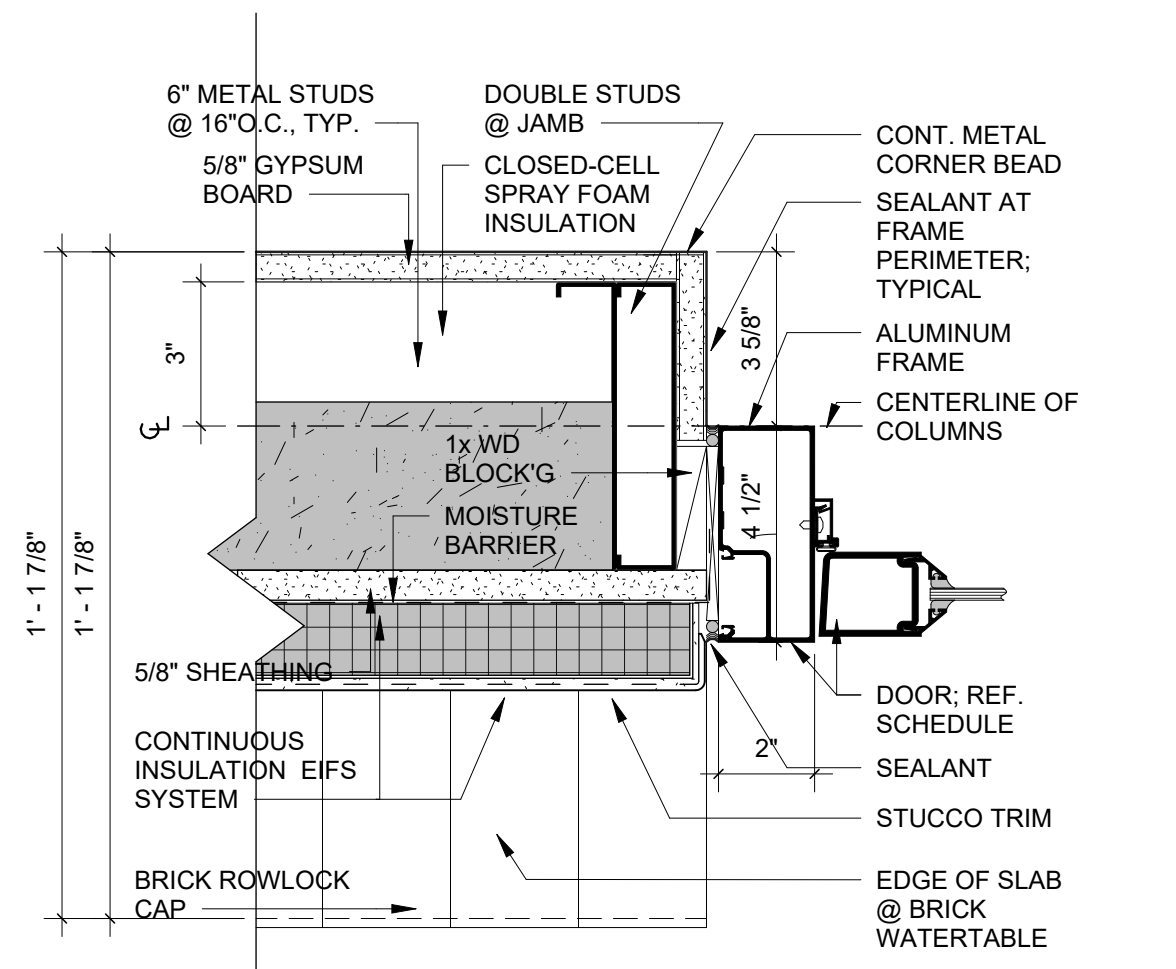
8 HM CASSED OPENING JAMB

SCALE: 3" = 1'-0"



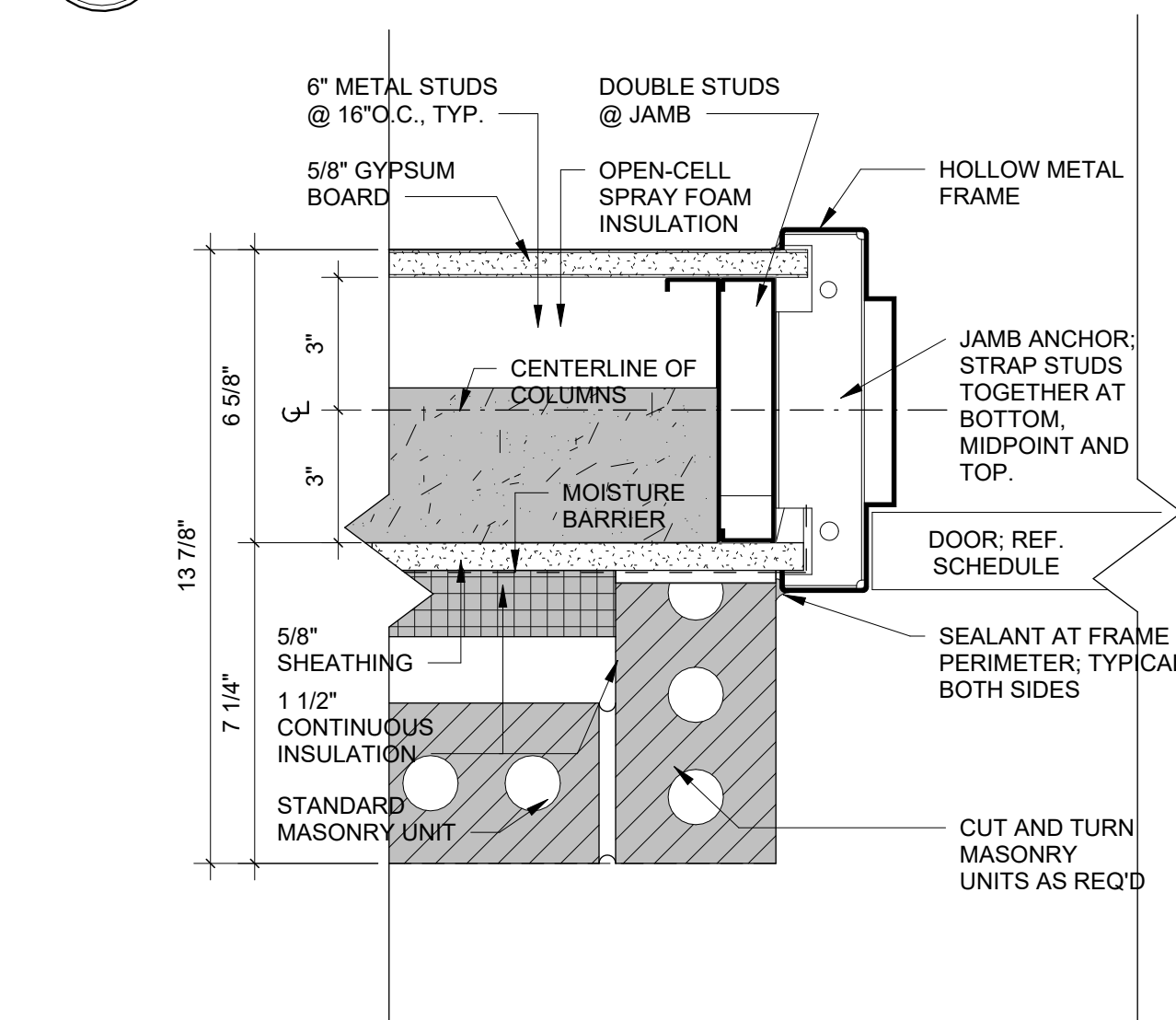
2 EXT. JAMB DETAIL HM FRAME @ EIFS

SCALE: 3" = 1'-0"



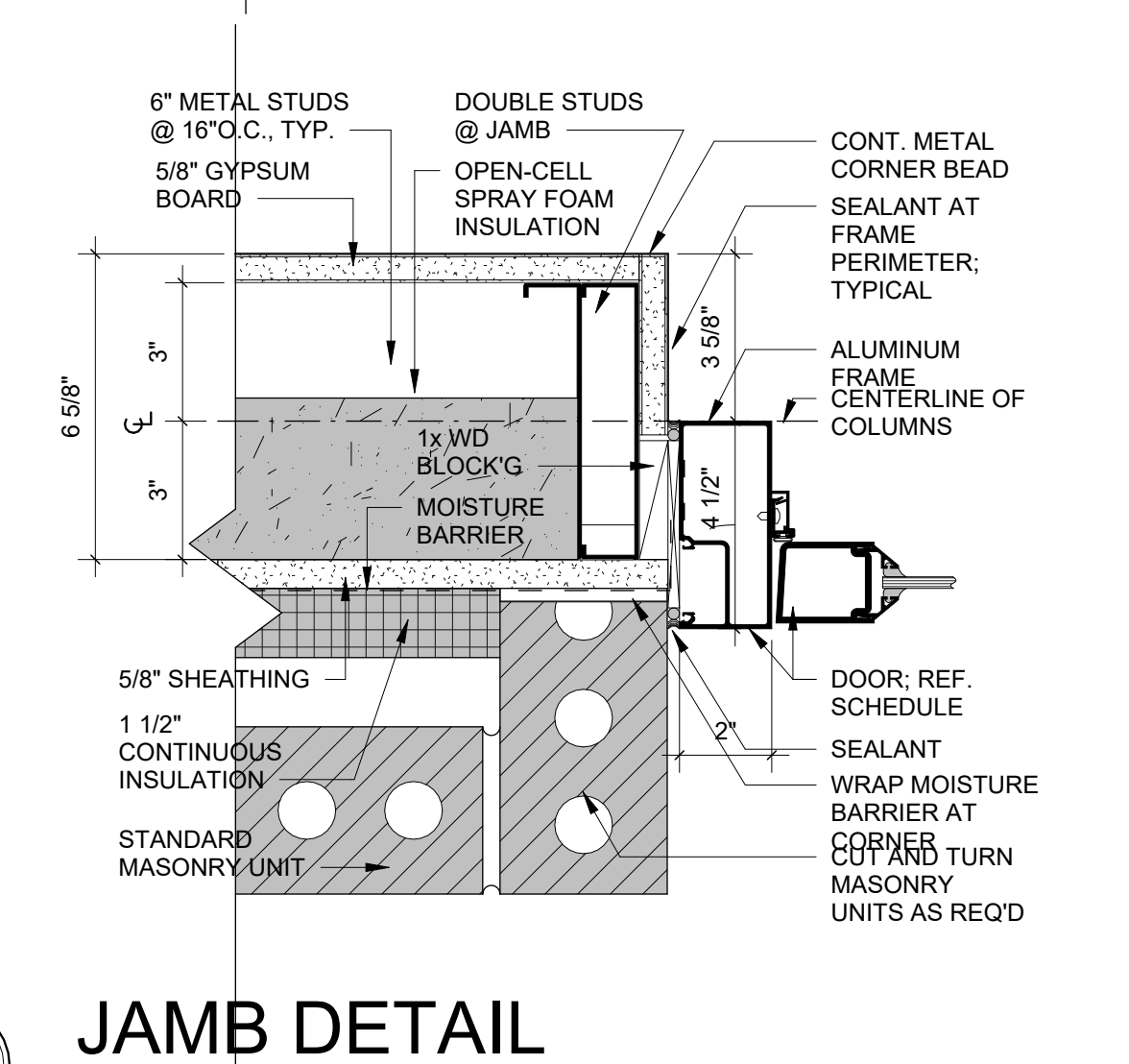
5 JAMB DETAIL

SCALE: 3" = 1'-0"



3 EXT. JAMB DETAIL HM FRAME @ EIFS

SCALE: 3" = 1'-0"



6 JAMB DETAIL

SCALE: 3" = 1'-0"

PRELIMINARY
NOT FOR CONSTRUCTION

SOMDAL ASSOCIATES
ARCHITECTURE + INTERIOR DESIGN
333 TEXAS STREET, SUITE 1900 SHREVEPORT, LA 71101

This drawing and design is the property of Somdal Associates, L.L.C. They are submitted on the condition that they are not to be used, reproduced, or copied, in whole or part, or used for furnishing information to others, without prior written consent of Somdal Associates, L.L.C. All common law rights of copyright & otherwise are hereby specifically reserved.

NOT FOR CONSTRUCTION

NEW TEMPLE BUILDING FOR
ST. NICHOLAS ORTHODOX CHURCH
9100 Youree Dr, Shreveport, LA 71115

Date: 10/31/2025
REVISION DATE

Drawn by: LCM / EBW
Checked by: Checker
Project #: 2505
Sheet:

A12.4

DOOR AND WINDOW DETAILS

A

B

C

D

Autodesk Docs://2505 St. Nicholas Orthodox Church/2505 St.Nicholas_R24.rvt
12/4/2025 11:44:59 AM

| ROOM FINISH SCHEDULE | | | | | | | | | |
|----------------------|-----------------|-------|----------|-------------------|-------------------|------------------|------------------|---------|----------|
| ROOM NO. | ROOM NAME | FLOOR | | WALL | | | | CEILING | Comments |
| | | FLOOR | BASE MTL | North Wall Finish | South Wall Finish | East Wall Finish | West Wall Finish | | |
| 100 | Room | | | | | | | | |
| 101 | Room | | | | | | | | |
| 102 | CLASSROOM | | | | | | | | |
| 103 | CLASSROOM | | | | | | | | |
| 104 | MEP | | | | | | | | |
| 105 | AUDITORIUM | | | | | | | | |
| 106 | CLOSET | | | | | | | | |
| 107 | KITCHEN | | | | | | | | |
| 108 | WOMENS RESTROOM | | | | | | | | |
| 109 | MENS RESTROOM | | | | | | | | |
| 110 | CLASSROOM | | | | | | | | |
| 111 | CLASSROOM | | | | | | | | |
| 112 | CLOSET | | | | | | | | |
| 113 | OFFICE | | | | | | | | |
| 114 | ENTRY | | | | | | | | |
| 115 | ARCADE | | | | | | | | |
| 116 | FOYER | | | | | | | | |
| 117 | WOMENS RESTROOM | | | | | | | | |
| 118 | MENS RESTROOM | | | | | | | | |
| 119 | MEP | | | | | | | | |
| 120 | NAVE | | | | | | | | |
| 121 | CRY ROOM | | | | | | | | |
| 122 | STAGE | | | | | | | | |
| 123 | FOYER | | | | | | | | |
| 124 | SANCTUARY | | | | | | | | |
| 125 | SACRISTY | | | | | | | | |
| 126 | VESTMENT ROOM | | | | | | | | |
| 127 | CLOSET | | | | | | | | |
| 128 | NARTHEX | | | | | | | | |
| 129 | BAPTISMAL FONT | | | | | | | | |
| 130 | CLOSET | | | | | | | | |
| 131 | BOOKSTORE | | | | | | | | |
| 132 | RESTROOM | | | | | | | | |
| 133 | ENTRY | | | | | | | | |
| 136 | SOUTH TRANSEPT | | | | | | | | |
| 137 | NORTH TRANSEPT | | | | | | | | |
| 201 | Room | | | | | | | | |
| 202 | OPEN TO BELOW | | | | | | | | |
| 203 | Room | | | | | | | | |
| 204 | VESTIBULE | | | | | | | | |
| 205 | Room | | | | | | | | |

FINISH MATERIAL LEGEND:

LEGEND:

| | | | |
|------|----------------------------|-----|------------------------|
| APC | ACOUSTICAL PANEL CEILING | PLM | POLYMER FLOORING |
| CC | CUBICAL CURTAIN | PT | PAINT |
| CG | CORNER GUARD | RB | RESILIENT BASE |
| CPT | CARPET | RF | RUBBER FLOORING |
| CR | CHAIR RAIL | SC | SEALED CONCRETE |
| CT | CERAMIC TILE | SF | SPORTS FLOORING |
| CTB | CERAMIC TILE BASE | SS | SOLID SURFACE |
| DG | DECORATIVE GLASS | SW | SHEET WALL COVERING |
| EPT | EPOXY PAINT | VCT | VINYL COMPOSITION TILE |
| EPGB | EPOXY PAINTED GYPSUM BOARD | VPL | VINYL PLANK |
| FRP | WALL PROTECTION | WC | WALL COVERING |
| HR | HANDRAIL | WCT | CERAMIC WALL TILE |
| ICB | INTEGRAL COVE BASE | WD | WOOD |
| PGB | PAINTED GYPSUM BOARD | WSV | WELDED SHEET VINYL |
| PL | PLASTIC LAMINATE | WT | WINDOW TREATMENT |

FLOORING:

| | | |
|------|---|----|
| CPT1 | - | AA |
| CPT2 | - | BB |
| CT1 | - | AA |
| CT2 | - | BB |
| PM1 | - | AA |
| PM2 | - | BB |
| SC1 | - | AA |
| SC2 | - | BB |
| SV1 | - | AA |
| SV2 | - | BB |
| WSV1 | - | AA |
| WSV2 | - | BB |

BASE:

| | | |
|------|---|---|
| CB1 | - | AA |
| CB2 | - | BB |
| CPB1 | - | AA |
| CPB2 | - | BB |
| CTB1 | - | PORCELAIN WOOD-LOOK TILE PLANK 3 X12 BULLNOSE (SUPPLIED BY INTERIOR EXPRESSIONS, WITH EPOXY GROUT |
| CTB2 | - | BB |
| RB1 | - | AA |
| RB2 | - | BB |
| RB3 | - | CC |

WALLS:

| | | |
|------|---|----|
| WCT1 | - | AA |
| WCT2 | - | BB |
| WCB1 | - | AA |
| WC1 | - | AA |
| WC2 | - | BB |
| EPT1 | - | AA |
| EPT2 | - | BB |
| EPT3 | - | CC |
| PT1 | - | AA |
| PT2 | - | BB |
| PT3 | - | CC |
| PT4 | - | DD |
| PT5 | - | EE |
| PT6 | - | FF |
| PT7 | - | GG |

CEILING:

| | | |
|-------|---|----|
| APC1 | - | AA |
| APC2 | - | BB |
| PGB1 | - | AA |
| EPGB1 | - | AA |

WALL PROTECTION:

| | | |
|----|---|----|
| CG | - | AA |
| HR | - | AA |
| BG | - | AA |
| SW | - | AA |

PLASTIC LAMINATE:

| | | |
|-----|---|----|
| PL1 | - | AA |
| PL2 | - | BB |
| PL3 | - | CC |

SOLID SURFACING MATERIAL:

| | | |
|-----|---|----|
| SS1 | - | AA |
| SS2 | - | BB |
| SS3 | - | CC |

WINDOW TREATMENT:

| | | |
|-----|---|----|
| WT | - | AA |
| CC1 | - | AA |

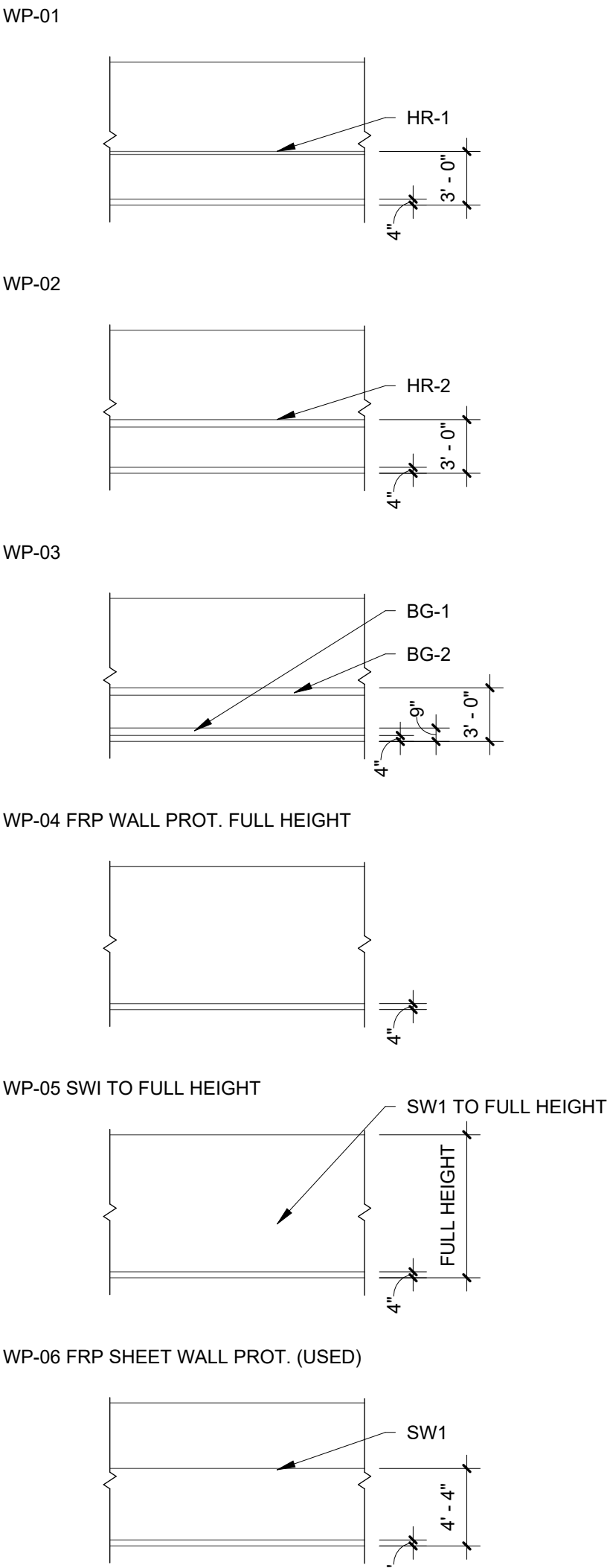
CUBICLE CURTAIN: (OWNER FURNISHED, OWNER INSTALLED OR CONTRACTOR FURNISHED CONTRACTOR INSTALLED)

GENERAL INTERIOR DESIGN

NOTES:

- A. ALL HOLLOW METAL DOOR FRAMES SHALL BE PAINTED PT _ UNLESS OTHERWISE NOTED.
- B. CAULK ALL DOOR FRAMES WHERE THEY MEET HARD SURFACE FLOORING. CAULK TO COLOR OF DOOR FRAMES.
- C. PROVIDE TRANSITION STRIP AT ALL FLOORING MATERIAL JUNCTURES. REFER TO ID1.0 FOR DETAILS. CENTER OF TRANSITION STRIP TO BE LOCATED UNDER CENTER OF DOOR.
- D. REFER TO DETAIL _/A17_ FOR ELEVATOR CAB FLOOR PATTERN FINISH.
- E. REFER TO FLOOR FINISH PLANS FOR ACCENT PAINT LOCATIONS.
- F. INSTALL WALL COVERING BORDERS ON WALL AT CEILING LINE, UNLESS OTHERWISE NOTED.
- G. ALL WINDOW SILLS TO BE _ UNLESS OTHERWISE NOTED.
- H. WHERE INTEGRAL COVE BASE IS USED WITH A FLOOR PATTERN, CONTINUE THE PATTERN UP THROUGH THE COVE BASE.
- I. INSTALL RANDOM VCT FLOOR PATTERNS FOLLOWING LAYOUT INDICATED ON DRAWINGS.
- J. ALL FLOORING MATERIALS TO EXTEND TO WALL UNDER OPEN COUNTERS.
- K. _ INDICATES WALL PROTECTION LOCATION.
- L. PAINT FACE OF BULKHEADS TO MATCH ADJACENT WALL COLOR, UNLESS NOTED OTHERWISE.
- M. PROVIDE BLOCKING AS NEEDED FOR ALL WINDOW TREATMENTS.
- N. INSTALL HANDRAIL AT 34" AFF TO CENTER OF RAIL.
- O. INSTALL BUMPER GUARD AT 34" AFF TO CENTER OF GUARD.
- P. INSTALL CORNER GUARDS 5" AFF TO HEIGHT AS INDICATED BY PRODUCT.

WALL PROTECTION LEGEND



FLOOR PATTERN LEGEND:

LUXURY VINYL TILE FLOOR LEGEND

| | |
|--|-------|
| | LVT 1 |
| | LVT 2 |
| | LVT 3 |

CERAMIC TILE LEGEND

| | |
|--|-----|
| | T 1 |
| | T 2 |
| | T 3 |

SOMDAL ASSOCIATES
ARCHITECTURE + INTERIOR DESIGN
333 TEXAS STREET, SUITE 1900 SHREVEPORT, LA 71101

This drawing and design is the property of Somdal Associates, L.L.C. They are submitted on the condition that they are not to be used, reproduced, or copied, in whole or part, or used for furnishing information to others, without prior written consent of Somdal Associates, L.L.C. All common law rights of copyright & otherwise are hereby specifically reserved.

NOT FOR CONSTRUCTION

NEW TEMPLE BUILDING FOR
ST. NICHOLAS ORTHODOX CHURCH
9100 Youree Dr, Shreveport, LA 71115

Date: 10/31/2025
REVISION DATE

Drawn by: EBW
Checked by: Checker
Project #: 2505
Sheet:

ID1.1

INTERIOR FINISH PLAN

PRELIMINARY NOT FOR CONSTRUCTION

FLOORING TRANSITIONS

